








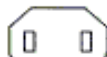
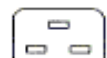




## IEC 60320 Connector Chart

Connector End View	IE C320 Connector and Gender	Current Rating In Amps	Temperature Rating	Equipment Class
	C1 (Female) C2 (Male)	0.2	65°C	II
	C3 (Female) C4 (Male)	2.5	65°C	0
	C-5 (Female) C6 (Male)	2.5	65°C	I
	C7 (Female) C8 (Male)	2.5	65°C	II
	C9 (Female) C10 (Male)	6	65°C	II
	C11 (Female) C12 (Male)	10	65°C	0
	C13 (Female) C14 (Male)	10 or 15	65°C	I
	C15 (Female) C16 (Male)	10 or 15	120°C	I
	C15A (Female) C16A (Male)	10 or 15	155°C	I
	C17 (Female) C18 (Male)	10 or 15	65°C	II
	C19 (Female) C20 (Male)	16 or 20	65°C	I
	C21 (Female) C22 (Male)	16 or 20	155°C	I
	C23 (Female) C24 (Male)	16 or 20	65°C	II