

# Product data sheet

Specifications



## ILLUMINATED LEGEND RING 24V 1 COLOR RED FIXED LED UNMARKED YELLOW LABEL

ZBY9W2B101

### Main

Range Of Product	Harmony
Product Or Component Type	Illuminated unmarked legend ring
Sale Per Indivisible Quantity	1
Shape Of Signaling Unit Head	Round
Cap/Operator Or Lens Colour	Red
Operator Additional Information	With illuminated ring
Light Source	Protected LED
Bulb Base	Integral LED
Light Source Colour	Red
[Us] Rated Supply Voltage	24 V AC/DC at 50/60 Hz
Device Presentation	Intermediate ring

### Complementary

Accessory / Separate Part Destination	Emergency switching off mushroom head push-button
Material	Plastic
Marking	unmarked on yellow background
Label Dimensions	Ø 60 mm
Height	60 mm
Width	9.3 mm
Net Weight	0.016 kg
Electrical Insulation Class	Class II conforming to IEC 61140
Resistance To High Pressure Washer	7000000 Pa at 55 °C, distance : 0.1 m
[Ui] Rated Insulation Voltage	24 V (pollution degree 3) conforming to IEC 60947-1
Signalling Type	Steady
Supply Voltage Limits	19.2...30 V DC 21.6...26.4 V AC
Current Consumption	18 mA
Service Life	100000 h at rated voltage and 25 °C
Surge Withstand	1 kV conforming to IEC 61000-4-5
Compatibility Code	XB4 XB5

Disclaimer: This documentation is not intended as a substitute for and is not to be used for determining suitability or reliability of these products for specific user applications

# Environment

Protective Treatment	TH
Ambient Air Temperature For Storage	-40...70 °C
Ambient Air Temperature For Operation	-40...70 °C
Ip Degree Of Protection	IP66 conforming to IEC 60529 IP67 conforming to IEC 60529 IP69 conforming to IEC 60529 IP69K conforming to ISO 20653 Type 13 conforming to UL 50E Type 12 conforming to UL 50E Type 4 conforming to UL 50E Type 4X conforming to UL 50E
Ik Degree Of Protection	IK05 conforming to IEC 62262
Standards	CSA C22.2 No 14 IEC 60947-5-1 IEC 60947-5-4 UL 508 IEC 60947-1 JIS C8201-5-1 JIS C8201-1
Product Certifications	UL listed CSA
Vibration Resistance	5 gn (f= 10...500 Hz) conforming to IEC 60068-2-6 25 mm peak to peak (f= 2...10 Hz) conforming to IEC 60068-2-6
Shock Resistance	30 gn (duration = 18 ms) for half sine wave acceleration conforming to IEC 60068-2-27 50 gn (duration = 11 ms) for half sine wave acceleration conforming to IEC 60068-2-27 25 gn (duration = 6 ms) for 1000 shocks on each axis conforming to IEC 60068-2-27
Resistance To Fast Transients	2 kV conforming to IEC 61000-4-4
Resistance To Electromagnetic Fields	10 V/m conforming to IEC 61000-4-3
Resistance To Electrostatic Discharge	4 kV on contact (on metal parts) conforming to IEC 61000-4-2 8 kV in free air (in insulating parts) conforming to IEC 61000-4-2
Electromagnetic Emission	Class B conforming to IEC 55011

# Packing Units

Unit Type Of Package 1	PCE
Number Of Units In Package 1	1
Package 1 Height	2.2 cm
Package 1 Width	6.5 cm
Package 1 Length	8.5 cm
Package 1 Weight	21 g
Unit Type Of Package 2	P06
Number Of Units In Package 2	2880
Package 2 Height	80 cm
Package 2 Width	80 cm
Package 2 Length	60 cm
Package 2 Weight	68.98 kg

# Contractual warranty

Warranty	18 months
----------	-----------

## Sustainability

**Green Premium™ label** is Schneider Electric's commitment to delivering products with best-in-class environmental performance. Green Premium promises compliance with the latest regulations, transparency on environmental impacts, as well as circular and low-CO<sub>2</sub> products.

**Guide to assessing product sustainability** is a white paper that clarifies global eco-label standards and how to interpret environmental declarations.

[Learn more about Green Premium >](#)

[Guide to assess a product's sustainability >](#)



Transparency   RoHS/REACH

## Well-being performance

✓ Mercury Free

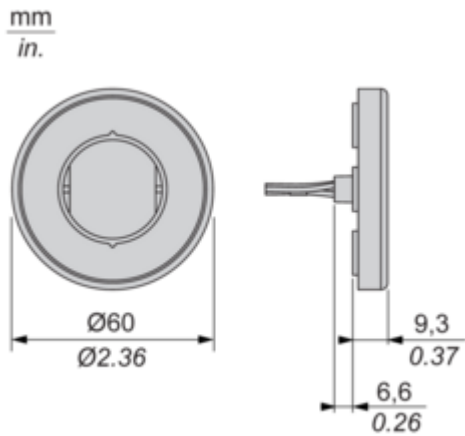
✓ Rohs Exemption Information   [Yes](#)

## Certifications & Standards

Reach Regulation	<a href="#">REACH Declaration</a>
Eu Rohs Directive	Pro-active compliance (Product out of EU RoHS legal scope)
China Rohs Regulation	<a href="#">China RoHS declaration</a>
Environmental Disclosure	<a href="#">Product Environmental Profile</a>
Circularity Profile	<a href="#">End of Life Information</a>
California Proposition 65	WARNING: This product can expose you to chemicals including: Lead and lead compounds, which is known to the State of California to cause cancer and birth defects or other reproductive harm. For more information go to <a href="http://www.P65Warnings.ca.gov">www.P65Warnings.ca.gov</a>

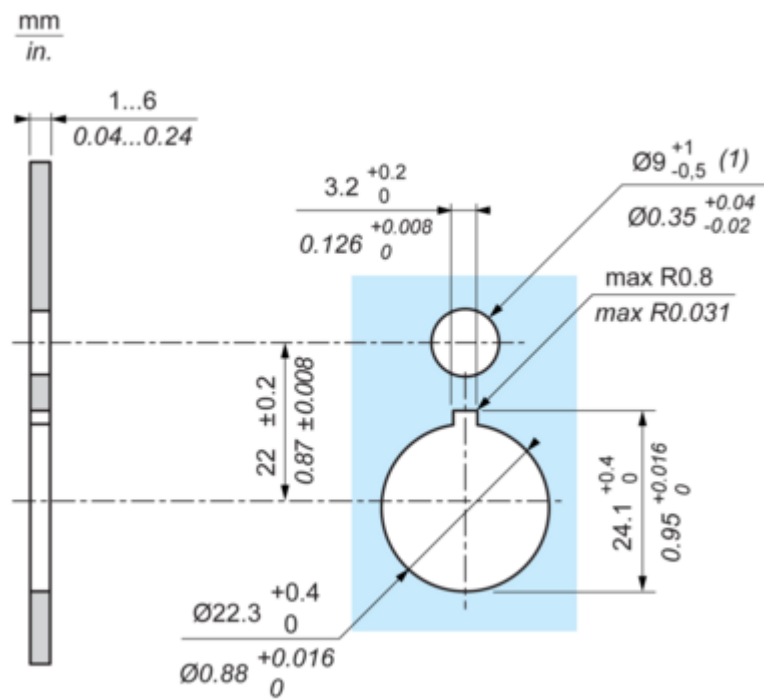
Dimensions Drawings

Dimensions



Mounting and Clearance

Mounting and Clearance

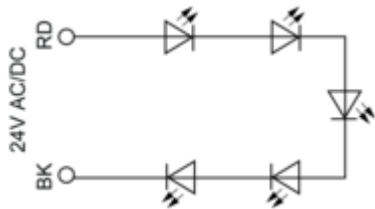


(1) : For IP X9 applications, the max recommendation dimension of hole is Ø9 mm/Ø0.35 in.

Connections and Schema

Wiring Diagram

---



**RD** : Red  
**BK** : Black