

Product data sheet

Specifications



Head for selector switch, Harmony XB5, flush mounted green 3 pos stay put

ZB5FD303

Main

| | |
|-------------------------------|--------------------------|
| Range Of Product | Harmony XB5 |
| Product Or Component Type | Head for selector switch |
| Device Short Name | ZB5 |
| Bezel Material | Dark grey plastic |
| Mounting Diameter | 30.5 mm |
| Head Type | Built-in-flush |
| Sale Per Indivisible Quantity | 1 |
| Shape Of Signaling Unit Head | Round |
| Type Of Operator | stay put |
| Operator Profile | Green standard handle |
| Operator Position Information | 3 positions +/- 45° |

Complementary

| | |
|-----------------------------|---|
| Cad Overall Width | 37 mm |
| Cad Overall Height | 37 mm |
| Cad Overall Depth | 46 mm |
| Net Weight | 0.031 kg |
| Mechanical Durability | 1000000 cycles |
| Electrical Composition Code | C3 for <6 contacts using single blocks in front mounting C4 for <6 contacts using single and double blocks in front mounting C5 for <5 contacts using single blocks in front mounting C6 for <5 contacts using single and double blocks in front mounting C7 for <4 contacts using single blocks in front mounting C8 for <4 contacts using single and double blocks in front mounting C11 for <3 contacts using single blocks in front mounting SF1 for <3 contacts using single blocks in front mounting |

Environment

| | |
|---------------------------------------|---|
| Protective Treatment | TH |
| Ambient Air Temperature For Storage | -40...70 °C |
| Ambient Air Temperature For Operation | -40...70 °C |
| Overvoltage Category | Class II conforming to IEC 60536 |
| Ip Degree Of Protection | IP66 conforming to IEC 60529 IP67 conforming to IEC 60529 IP69K IP69 |

Disclaimer: This documentation is not intended as a substitute for and is not to be used for determining suitability or reliability of these products for specific user applications

| | |
|------------------------------------|--|
| Nema Degree Of Protection | NEMA 13 NEMA 4X |
| Resistance To High Pressure Washer | 7000000 Pa at 55 °C, distance : 0.1 m |
| Ik Degree Of Protection | IK03 conforming to IEC 50102 |
| Standards | UL 508 EN/IEC 60947-5-1 JIS C8201-5-1 EN/IEC 60947-1 EN/IEC 60947-5-4 CSA C22.2 No 14 JIS C8201-1 |
| Product Certifications | GL DNV CSA BV LROS (Lloyds register of shipping) UL listed |
| Vibration Resistance | 5 gn (f= 2...500 Hz) conforming to IEC 60068-2-6 |
| Shock Resistance | 30 gn (duration = 18 ms) for half sine wave acceleration conforming to IEC 60068-2-27 50 gn (duration = 11 ms) for half sine wave acceleration conforming to IEC 60068-2-27 |

Packing Units

| | |
|------------------------------|---------|
| Unit Type Of Package 1 | PCE |
| Number Of Units In Package 1 | 1 |
| Package 1 Height | 5.33 cm |
| Package 1 Width | 4.32 cm |
| Package 1 Length | 5.59 cm |
| Package 1 Weight | 0.03 kg |

Sustainability

Green Premium™ label is Schneider Electric's commitment to delivering products with best-in-class environmental performance. Green Premium promises compliance with the latest regulations, transparency on environmental impacts, as well as circular and low-CO₂ products.

Guide to assessing product sustainability is a white paper that clarifies global eco-label standards and how to interpret environmental declarations.

[Learn more about Green Premium >](#)

[Guide to assess a product's sustainability >](#)



Transparency RoHS/REACH

Well-being performance

✓ Reach Free Of Svhc

✓ Toxic Heavy Metal Free

✓ Mercury Free

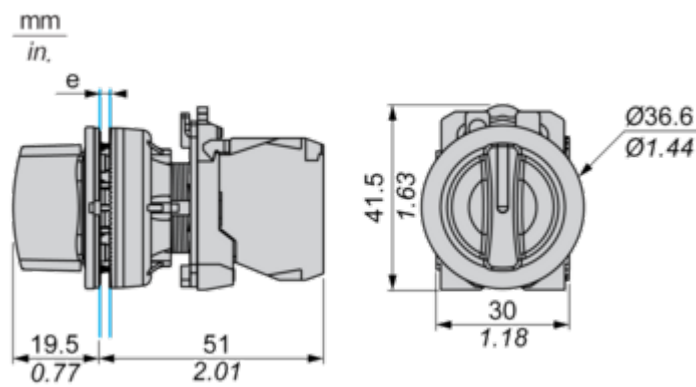
✓ Rohs Exemption Information Yes

Certifications & Standards

| | |
|---------------------------|---|
| Reach Regulation | REACH Declaration |
| Eu Rohs Directive | Pro-active compliance (Product out of EU RoHS legal scope) EU RoHS Declaration |
| China Rohs Regulation | China RoHS declaration |
| Environmental Disclosure | Product Environmental Profile |
| Circularity Profile | End of Life Information |
| California Proposition 65 | WARNING: This product can expose you to chemicals including: Di-isodecyl phthalate (DIDP), which is known to the State of California to cause birth defects or other reproductive harm. For more information go to www.P65Warnings.ca.gov |

Dimensions Drawings

Dimensions



e: Clamping thickness: 1 to 6 mm / 0.04 to 0.24 in.

Mounting and Clearance

Panel Cut-out for Pushbuttons, Switches and Pilot Lights (Finished Holes, Ready for Installation)

Connection by Screw Clamp Terminals or Plug-in Connectors

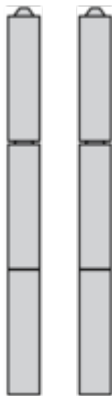


- (1) Diameter on finished panel or support
- (2) $\varnothing 30.75\text{ mm}$ recommended ($\varnothing 30.5\text{ mm}^{+0.5}_0$) / $\varnothing 1.21\text{ in.}$ recommended ($\varnothing 1.20\text{ in.}^{+0.0196}_0$)

| Connections | a in mm | a in in. | b in mm | b in in. |
|---|---------|----------|---------|----------|
| By screw clamp terminals or plug-in connector | 40 | 1.57 | 40 | 1.57 |
| By Faston connectors | 45 | 1.77 | 40 | 1.57 |

Technical Description

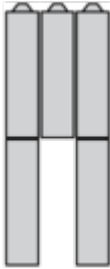
Electrical Composition Corresponding to Code C3



Electrical Composition Corresponding to Code C4



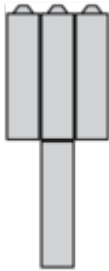
Electrical Composition Corresponding to Code C5



Electrical Composition Corresponding to Code C6



Electrical Composition Corresponding to Code C7



Electrical Composition Corresponding to Code C8



Electrical Composition Corresponding to Codes C9, C11, SF1 and SR1



Electrical Composition Corresponding to Code C15

1 N/O



1 N/C



1 N/O + N/C or 1 N/O + N/O or 1 N/C + N/C



Legend

Single contact



Double contact



Light block



Possible location



Sequence of Contacts Fitted to 2-position Selector Switch Body

Position 315°



| | | | | | |
|----------|----------|--------|--------|--------|--------|
| Push | Position | Top | | | |
| | | Bottom | | | |
| | Location | | Left | Centre | Right |
| | State | | 0 | 0 | 0 |
| | | | | | |
| Contacts | N/O | | open | open | open |
| | N/C | | closed | closed | closed |

Position 45°



| | | | | | |
|----------|----------|--------|--------|--------|--------|
| Push | Position | Top | | | |
| | | Bottom | | | |
| | Location | | Left | Centre | Right |
| | State | | 1 | 1 | 1 |
| | | | | | |
| Contacts | N/O | | closed | closed | closed |
| | N/C | | open | open | open |