



Main

Range of product	Harmony XB4
Product or component type	Complete body/contact assembly
Device short name	ZB4
Fixing collar material	Zamak
Sale per indivisible quantity	1
Head type	Standard
Contacts type and composition	1 NO + 2 NC
Contact operation	Slow-break
Contact block type	Single
Device composition	Body Fixing collar
Connections - terminals	Plug-in connector

Complementary

CAD overall width	30 mm
CAD overall height	47 mm
CAD overall depth	37 mm
Terminals description ISO n°1	(11-12)NC
Product weight	0.064 kg
Contacts usage	Standard contacts
Positive opening	With positive opening conforming to EN/IEC 60947-5-1 appendix K
Operating travel	1.5 mm (NC changing electrical state) 2.6 mm (NO changing electrical state) 4.3 mm (total travel)
Operating torque	0.05 N.m (NO changing electrical state)
Mechanical durability	5000000 cycles
Contacts material	Silver alloy (Ag/Ni)
Short-circuit protection	4 A cartridge fuse type gG conforming to EN/IEC 60947-5-1
[I _{th}] conventional free air thermal current	10 A conforming to EN/IEC 60947-5-1
[U _i] rated insulation voltage	250 V (degree of pollution: 3) conforming to EN 60947-1
[U _{imp}] rated impulse withstand voltage	4 kV conforming to EN 60947-1

[I _e] rated operational current	3 A at 240 V, AC-15, A300 conforming to EN/IEC 60947-5-1 6 A at 120 V, AC-15, A300 conforming to EN/IEC 60947-5-1 0.1 A at 250 V, DC-13, R300 conforming to EN/IEC 60947-5-1 0.22 A at 125 V, DC-13, R300 conforming to EN/IEC 60947-5-1
Electrical durability	10000000 cycles, AC-15, 1 A at 230 V, operating rate: ≤ 3600 cyc/h, load factor: 0.5 conforming to EN/IEC 60947-5-1 appendix C 10000000 cycles, AC-15, 1.5 A at 120 V, operating rate: ≤ 3600 cyc/h, load factor: 0.5 conforming to EN/IEC 60947-5-1 appendix C 10000000 cycles, AC-15, 3 A at 24 V, operating rate: ≤ 3600 cyc/h, load factor: 0.5 conforming to EN/IEC 60947-5-1 appendix C 10000000 cycles, DC-13, 0.15 A at 110 V, operating rate: ≤ 3600 cyc/h, load factor: 0.5 conforming to EN/IEC 60947-5-1 appendix C 10000000 cycles, DC-13, 0.4 A at 24 V, operating rate: ≤ 3600 cyc/h, load factor: 0.5 conforming to EN/IEC 60947-5-1 appendix C
Electrical reliability	$\Lambda < 10\text{exp}(-6)$ at 5 V, 1 mA in clean environment conforming to EN/IEC 60947-5-4 $\Lambda < 10\text{exp}(-8)$ at 17 V, 5 mA in clean environment conforming to EN/IEC 60947-5-4
Customizable	No
Compatibility code	ZB4

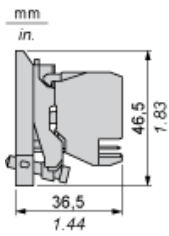
Environment

Protective treatment	TH
Ambient air temperature for storage	-40...70 °C
Ambient air temperature for operation	-40...70 °C
IP degree of protection	IP20 conforming to IEC 60529
Standards	EN/IEC 60947-1 EN/IEC 60947-5-1 EN/IEC 60947-5-4 EN/IEC 60947-5-5 JIS C 4520 UL 508 CSA C22.2 No 14
Product certifications	BV CSA DNV GL LROS (Lloyds register of shipping) RINA UL
Vibration resistance	5 gn (f = 2...500 Hz) conforming to IEC 60068-2-6
Shock resistance	30 gn (duration = 18 ms) for half sine wave acceleration conforming to IEC 60068-2-27 50 gn (duration = 11 ms) for half sine wave acceleration conforming to IEC 60068-2-27

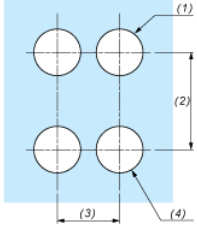
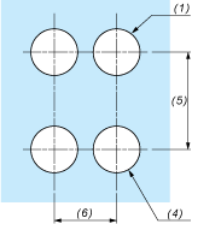
Contractual warranty

Warranty period	18 months
-----------------	-----------

Dimensions



Panel Cut-out for Pushbuttons, Switches and Pilot Lights (Finished Holes, Ready for Installation)

Connection by Screw Clamp Terminals or Plug-in Connectors or on Printed Circuit Board	Connection by Faston Connectors
	
<p>(1) Diameter on finished panel or support (2) 40 mm min. / 1.57 in. min. (3) 30 mm min. / 1.18 in. min. (4) $\text{Ø } 22.5 \text{ mm} / 0.89 \text{ in. recommended } (\text{Ø } 22.3 \text{ mm }_0^{+0.4} / 0.88 \text{ in. }_0^{+0.016})$ (5) 45 mm min. / 1.78 in. min. (6) 32 mm min. / 1.26 in. min.</p>	