

Product data sheet

Specifications



pushbutton head for harsh environment - black - with marking-legend rotated 90°

ZB4BC28010RA

Main

Range Of Product	Harmony XB4
Product Or Component Type	Head for push-button
Device Short Name	ZB4
Bezel Material	Chromium plated metal
Head Type	Standard
Mounting Diameter	22 mm
Sale Per Indivisible Quantity	1

Complementary

Cad Overall Width	37 mm
Cad Overall Height	18.5 mm
Cad Overall Depth	37 mm
Net Weight	0.036 kg
Electrical Shock Protection Class	Class I conforming to IEC 61140
Shape Of Signaling Unit Head	Round
Type Of Operator	spring return
Operator Profile	Black flush, type H010 (white)
Operator Additional Information	Horizontal mounting
Mechanical Durability	3000000 cycles
Vibration Resistance	5 gn (f= 2...500 Hz) conforming to IEC 60068-2-6
Shock Resistance	30 gn (duration = 18 ms) for half sine wave acceleration conforming to IEC 60068-2-27
Main Group	Harsh environment
Group Of Product	Flush marked type H010
Cap/Operator Or Lens Colour	Black
Marking	Type H010
Colour Of Marking	White
Electrical Composition Code	C1 for <9 contacts using single blocks in front mounting C2 for <9 contacts using single and double blocks in front mounting C11 for <3 contacts using single blocks in front mounting C15 for <1 contacts using single blocks in front mounting

Environment

Disclaimer: This documentation is not intended as a substitute for and is not to be used for determining suitability or reliability of these products for specific user applications

Ambient Air Temperature For Storage	-40...85 °C
Ambient Air Temperature For Operation	-40...70 °C
Ip Degree Of Protection	IP66 conforming to IEC 60529 IP69K IP69
Nema Degree Of Protection	NEMA 4 conforming to UL 508 NEMA 13 NEMA 12
Resistance To High Pressure Washer	90 Pa at 82.5 °C
Ik Degree Of Protection	IK06 conforming to IEC 62262
Standards	UL 508 IEC 60947-5-1 CSA C22.2 IEC 60947-1
Product Certifications	CSA CE UL

Packing Units

Unit Type Of Package 1	PCE
Number Of Units In Package 1	1
Package 1 Height	3 cm
Package 1 Width	3.7 cm
Package 1 Length	3.7 cm
Package 1 Weight	34 g
Unit Type Of Package 2	BAG
Number Of Units In Package 2	1
Package 2 Height	3 cm
Package 2 Width	8 cm
Package 2 Length	7 cm
Package 2 Weight	34 g

Contractual warranty

Warranty	18 months
----------	-----------

Sustainability

Green Premium™ label is Schneider Electric's commitment to delivering products with best-in-class environmental performance. Green Premium promises compliance with the latest regulations, transparency on environmental impacts, as well as circular and low-CO₂ products.

Guide to assessing product sustainability is a white paper that clarifies global eco-label standards and how to interpret environmental declarations.

[Learn more about Green Premium >](#)

[Guide to assess a product's sustainability >](#)



Transparency RoHS/REACH

Well-being performance

✓ Reach Free Of Svhc

✓ Toxic Heavy Metal Free

✓ Mercury Free

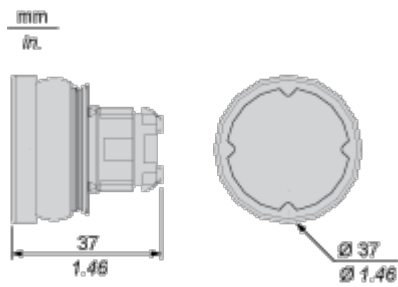
✓ Rohs Exemption Information Yes

Certifications & Standards

Reach Regulation	REACH Declaration
Eu Rohs Directive	Pro-active compliance (Product out of EU RoHS legal scope) EU RoHS Declaration
China Rohs Regulation	China RoHS declaration
Environmental Disclosure	Product Environmental Profile
Circularity Profile	End of Life Information
California Proposition 65	WARNING: This product can expose you to chemicals including: Di-isodecyl phthalate (DIDP), which is known to the State of California to cause birth defects or other reproductive harm. For more information go to www.P65Warnings.ca.gov

Dimensions Drawings

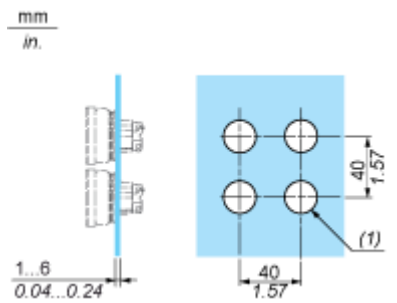
Dimensions



Mounting and Clearance

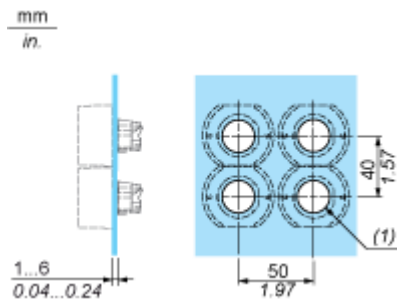
Installation on Flat Surface

Without Protective Guard



(1) Ø22.5 mm recommended ($\text{Ø}22.3_0^{+0.4}$) / Ø0.89 in. recommended ($\text{Ø}0.88_0^{+0.016}$)

With Protective Guard



(1) Ø22.5 mm recommended ($\text{Ø}22.3_0^{+0.4}$) / Ø0.89 in. recommended ($\text{Ø}0.88_0^{+0.016}$)

Technical Description

Marking Type H010



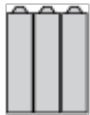
Electrical Composition Corresponding to Code C1



Electrical Composition Corresponding to Code C2

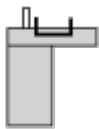


Electrical Composition Corresponding to Codes C9, C11, SF1 and SR1



Electrical Composition Corresponding to Code C15

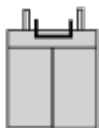
1 N/O



1 N/C



1 N/O + N/C or 1 N/O + N/O or 1 N/C + N/C



Legend

Single contact



Double contact



Light block



Possible location

