

Product data sheet

Specifications



Contact block, Harmony XAC, single contact, spring return, 1 speed, front mounting, screw clamp terminal, 1NC

ZB2BE102

Main

Range Of Product	Harmony XAC
Product Or Component Type	Contact block
Component Name	ZB2
Electrical Circuit Type	Control circuit
Contact Block Application	Single speed
Contact Block Type	Single
Type Of Operator	Spring return
Product Compatibility	XACA XB4 XB5
Contacts Type And Composition	1 NC
Mounting Of Block	Front mounting
Contact Operation	Slow-break

Complementary

Mechanical Durability	1000000 cycles
Contact Code Designation	A600 AC-15, Ue = 240 V, Ie = 3 A conforming to IEC 947-5-1 appendix A A600 AC-15, Ue = 600 V, Ie = 1.2 A conforming to IEC 947-5-1 appendix A Q600 DC-13, Ue = 250 V, Ie = 0.27 A conforming to IEC 947-5-1 appendix A Q600 DC-13, Ue = 600 V, Ie = 0.1 A conforming to IEC 947-5-1 appendix A
[Ithe] Conventional Enclosed Thermal Current	10 A
[Ui] Rated Insulation Voltage	600 V (pollution degree 3) conforming to IEC 60947-1
[Uimp] Rated Impulse Withstand Voltage	6 kV conforming to IEC 60947-1
Maximum Resistance Across Terminals	25 MOhm
Operating Force	13...15 N
Short-Circuit Protection	10 A fuse protection by cartridge fuse type gG (gl)
Rated Operational Power In W	40 W DC-13 for 1000000 cycles, operating rate <3600 cyc/h at 120 V, load factor = 0.5 conforming to IEC 60947-5-1 48 W DC-13 for 1000000 cycles, operating rate <3600 cyc/h at 48 V, load factor = 0.5 conforming to IEC 60947-5-1 65 W DC-13 for 1000000 cycles, operating rate <3600 cyc/h at 24 V, load factor = 0.5 conforming to IEC 60947-5-1
Terminals Description Iso N°1	(11-12)NC
Net Weight	0.02 kg
Connections - Terminals	Screw clamps terminals, 1 x 2.5 mm² with or without cable end Screw clamps terminals, 2 x 1.5 mm² with or without cable end

Disclaimer: This documentation is not intended as a substitute for and is not to be used for determining suitability or reliability of these products for specific user applications

Environment

Ambient Air Temperature For Operation	-25...70 °C
Ambient Air Temperature For Storage	-40...70 °C
Vibration Resistance	15 gn (f= 10...500 Hz) conforming to IEC 60068-2-6
Electrical Shock Protection Class	Class II conforming to IEC 61140
Standards	EN/IEC 60204-32 EN/IEC 60947-5-1 CSA C22.2 No 14 UL 508

Packing Units

Unit Type Of Package 1	PCE
Number Of Units In Package 1	1
Package 1 Height	4 cm
Package 1 Width	14 cm
Package 1 Length	10 cm
Package 1 Weight	15 g
Unit Type Of Package 2	BAG
Number Of Units In Package 2	10
Package 2 Height	4 cm
Package 2 Width	14 cm
Package 2 Length	10 cm
Package 2 Weight	157 g
Unit Type Of Package 3	S01
Number Of Units In Package 3	200
Package 3 Height	15 cm
Package 3 Width	15 cm
Package 3 Length	40 cm
Package 3 Weight	3.449 kg

Contractual warranty

Warranty	18 months
----------	-----------

Sustainability





Green Premium™ label is Schneider Electric's commitment to delivering products with best-in-class environmental performance. Green Premium promises compliance with the latest regulations, transparency on environmental impacts, as well as circular and low-CO₂ products.

Guide to assessing product sustainability is a white paper that clarifies global eco-label standards and how to interpret environmental declarations.

[Learn more about Green Premium >](#)

[Guide to assess a product's sustainability >](#)

Well-being performance

 Reach Free Of Svhc	
 Toxic Heavy Metal Free	
 Mercury Free	
 Rohs Exemption Information	Yes
Reach Regulation	REACH Declaration
Eu Rohs Directive	Pro-active compliance (Product out of EU RoHS legal scope) EU RoHS Declaration
China Rohs Regulation	China RoHS declaration
Weee	The product must be disposed on European Union markets following specific waste collection and never end up in rubbish bins
California Proposition 65	WARNING: This product can expose you to chemicals including: Lead and lead compounds, which is known to the State of California to cause cancer and birth defects or other reproductive harm. For more information go to www.P65Warnings.ca.gov