

Product data sheet

Specifications



Latching emergency stop rope pull switch, Telemecanique rope pull switches XY2C, e XY2CE, RH side -1NC+1 NO, booted pushbutton

XY2CE1A250

Main

Range Of Product	Telemecanique Emergency stop rope pull switches XY2C
Product Or Component Type	Latching emergency stop rope pull switch
Device Short Name	XY2CE
Housing Colour	Red RAL 3000
Overvoltage Category	Class I conforming to EN/IEC 61140 Class I conforming to NF C 20-030

Complementary

Local Signalling	Without pilot light
Number Of Cables	1
Trigger Cable Maximum Length	70 m
Body Material	Zamak
Cover Material	Stainless steel
Reset	By booted push-button
Contacts Type And Composition	1 NC + 1 NO
Contact Operation	Slow-break
Trigger Cable Anchor Point	RH side
Connections - Terminals	Screw clamp terminal, 1 x 0.5...2 x 1.5 mm²
Tightening Torque	0.8...1.2 N.m
Cable Entry Number	3 plain hole for Pg 13.5 or ISO M20 cable gland
Safety Level	Can reach PL = e with the appropriate monitoring system and correctly wired conforming to EN/ISO 13849-1 Can reach category 4 with the appropriate monitoring system and correctly wired conforming to EN/ISO 13849-1 Can reach SIL 3 with the appropriate monitoring system and correctly wired conforming to EN/IEC 61508
Safety Reliability Data	B10d = 300000 conforming to IEC 60947-5-5 value given for a life time of 20 years limited by mechanical or contact wear
Marking	CE
Mechanical Durability	60000 cycles
Distance Between Cable Supports	5 m
[Ie] Rated Operational Current	3 A at 240 V, AC-15, A300 conforming to EN/IEC 60947-5-1 appendix A 0.27 A at 250 V, DC-13, Q300 conforming to EN/IEC 60947-5-1 appendix A
[Ithe] Conventional Enclosed Thermal Current	10 A

Disclaimer: This documentation is not intended as a substitute for and is not to be used for determining suitability or reliability of these products for specific user applications

[Ui] Rated Insulation Voltage	500 V (pollution degree 3) conforming to EN/IEC 60947-1 300 V conforming to UL 508 300 V conforming to CSA C22.2 No 14
[Uimp] Rated Impulse Withstand Voltage	6 kV conforming to EN/IEC 60947-1
Positive Opening	With conforming to EN/IEC 60947-5-1
Maximum Resistance Across Terminals	25 MOhm conforming to EN/IEC 60255-7 category 3 25 MOhm conforming to NF C 93-050 method A
Short-Circuit Protection	10 A cartridge fuse type gG conforming to EN/IEC 60269
Terminals Description Iso N°1	(13-14)NO (21-22)NC
Net Weight	1.45 kg
Compatibility Code	XY2CE

Environment

Standards	CSA C22.2 No 14 EN/IEC 60947-5-1 EN/IEC 60947-5-5 UL 508 EN/ISO 13850 Work equipment directive 2009/104/EC EN/IEC 60204-1 Machinery directive 2006/42/EC
Product Certifications	UL category NISD emergency stop devices CSA CCC
Protective Treatment	TC
Ambient Air Temperature For Operation	-25...70 °C
Ambient Air Temperature For Storage	-40...70 °C
Vibration Resistance	10 gn (f= 10...300 Hz) conforming to EN/IEC 60068-2-6
Shock Resistance	50 gn 11 ms conforming to EN/IEC 60068-2-27
Ip Degree Of Protection	IP66 conforming to IEC 60529

Packing Units

Unit Type Of Package 1	PCE
Number Of Units In Package 1	1
Package 1 Height	9.000 cm
Package 1 Width	16.000 cm
Package 1 Length	20.000 cm
Package 1 Weight	1.538 kg
Unit Type Of Package 2	S03
Number Of Units In Package 2	6
Package 2 Height	30.000 cm
Package 2 Width	30.000 cm
Package 2 Length	40.000 cm
Package 2 Weight	9.762 kg
Unit Type Of Package 3	P06
Number Of Units In Package 3	48

Package 3 Height	75.000 cm
Package 3 Width	60.000 cm
Package 3 Length	80.000 cm
Package 3 Weight	88.700 kg

Contractual warranty

Warranty	18 months
----------	-----------

Sustainability

Green Premium™ label is Schneider Electric's commitment to delivering products with best-in-class environmental performance. Green Premium promises compliance with the latest regulations, transparency on environmental impacts, as well as circular and low-CO₂ products.

Guide to assessing product sustainability is a white paper that clarifies global eco-label standards and how to interpret environmental declarations.

[Learn more about Green Premium >](#)

[Guide to assess a product's sustainability >](#)



RoHS/REACH

Well-being performance

✓ Mercury Free

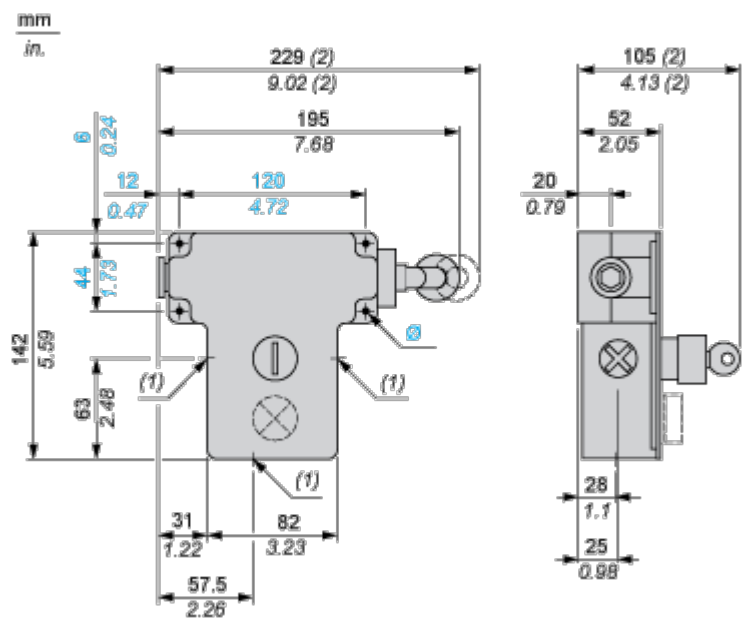
✓ Rohs Exemption Information Yes

Certifications & Standards

Reach Regulation	REACH Declaration
Eu Rohs Directive	Pro-active compliance (Product out of EU RoHS legal scope)
Circularity Profile	No need of specific recycling operations
California Proposition 65	WARNING: This product can expose you to chemicals including: Diisononyl phthalate (DINP), which is known to the State of California to cause cancer, and Diisodecyl phthalate (DIDP), which is known to the State of California to cause birth defects or other reproductive harm. For more information go to www.P65Warnings.ca.gov

Dimensions Drawings

Dimensions



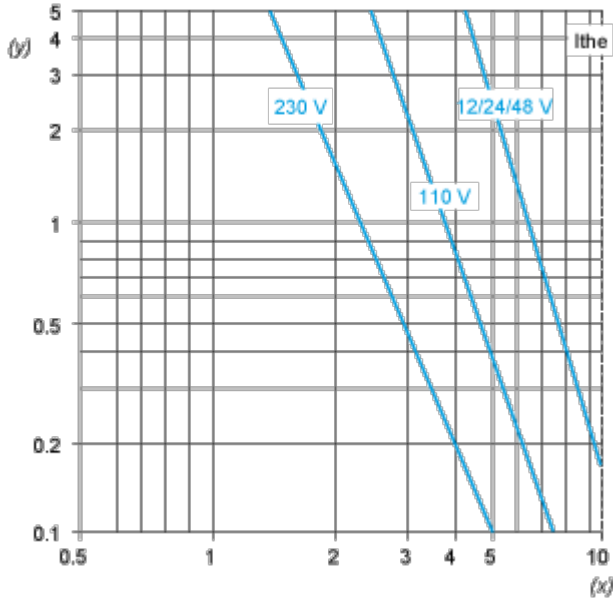
- (1) 3 plain holes for n° 13 (Pg 13.5) cable gland
- (2) Maximum extension.
- Ø 4 elongated holes Ø 6 mm/0.24 in.

Performance Curves

Electrical Curves

AC Supply 50/60 Hz Inductive Circuit


2-pole Contact Block



Y Millions of operating cycles

X Current in A

DC Supply Power Broken in for 1 Million Operating Cycles Inductive Circuit

Voltage	V	24	48	120
	W	13	9	7