


Product data sheet

Specifications



Indicator bank, Harmony XVB, illuminated unit, plastic, green, 70mm, steady, bulb or LED not included, 250V

XVBC33

Main

Range Of Product	Harmony XVB Universal
Product Or Component Type	Indicator bank
Beacon Or Indicator Bank Unit Type	Illuminated unit
Signalling Type	Steady
Mounting Diameter	70 mm
Component Name	XVBC
Material	Polycarbonate
Light Source	Bulb not included, green
Bulb Type	Incandescent with BA 15d base Protected LED
[Us] Rated Supply Voltage	<= 250 V

Complementary

Assembly Style	Customer assembly, up to 5 units
Maximum Power Dissipation In W	7 W
Connections - Terminals	Screw clamp terminals, <= 1 x 1.5 mm ² with cable end
[Ui] Rated Insulation Voltage	250 V conforming to IEC 60947-1
Nominal Voltage Limit	0.85...1.1 Un conforming to IEC 60947-5-1
[Uimp] Rated Impulse Withstand Voltage	4 kV conforming to IEC 60947-1
Cad Overall Width	70 mm
Cad Overall Height	63 mm
Cad Overall Depth	70 mm

Environment

Pollution Degree	2
Product Certifications	CCC EAC CSA C22-2 No 14 UL 508
Standards	EN/IEC 60947-5-1
Protective Treatment	TC
Ambient Air Temperature For Storage	-40...70 °C
Ambient Air Temperature For Operation	-25...50 °C: LED -25...70 °C: incandescent

Disclaimer: This documentation is not intended as a substitute for and is not to be used for determining suitability or reliability of these products for specific user applications

Electrical Shock Protection Class	Class I on support tube conforming to IEC 61140 Class II on base unit conforming to IEC 61140
Ip Degree Of Protection	IP65 on fixing base XVBZ0. conforming to IEC 60529 IP66 on base unit conforming to IEC 60529
Nema Degree Of Protection	Type 4X conforming to UL (indoor)

Packing Units

Unit Type Of Package 1	PCE
Number Of Units In Package 1	1
Package 1 Height	9.000 cm
Package 1 Width	9.000 cm
Package 1 Length	10.000 cm
Package 1 Weight	132.000 g
Unit Type Of Package 2	S03
Number Of Units In Package 2	36
Package 2 Height	30.000 cm
Package 2 Width	30.000 cm
Package 2 Length	40.000 cm
Package 2 Weight	5.634 kg
Unit Type Of Package 3	P06
Number Of Units In Package 3	288
Package 3 Height	75.000 cm
Package 3 Width	60.000 cm
Package 3 Length	80.000 cm
Package 3 Weight	52.220 kg

Contractual warranty

Warranty	18 months
----------	-----------

Sustainability

Green Premium™ label is Schneider Electric's commitment to delivering products with best-in-class environmental performance. Green Premium promises compliance with the latest regulations, transparency on environmental impacts, as well as circular and low-CO₂ products.

Guide to assessing product sustainability is a white paper that clarifies global eco-label standards and how to interpret environmental declarations.

[Learn more about Green Premium >](#)

[Guide to assess a product's sustainability >](#)



Transparency RoHS/REACH

Well-being performance

✓ Mercury Free

✓ Rohs Exemption Information [Yes](#)

Certifications & Standards

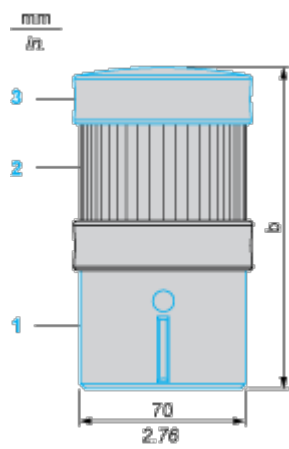
Reach Regulation	REACH Declaration
Eu Rohs Directive	Pro-active compliance (Product out of EU RoHS legal scope)
China Rohs Regulation	China RoHS declaration
Environmental Disclosure	Product Environmental Profile
Weee	The product must be disposed on European Union markets following specific waste collection and never end up in rubbish bins
Circularity Profile	No need of specific recycling operations
California Proposition 65	WARNING: This product can expose you to chemicals including: Lead and lead compounds, which is known to the State of California to cause cancer and birth defects or other reproductive harm. For more information go to www.P65Warnings.ca.gov

Dimensions Drawings

Indicator Bank without “Flash” Discharge Tube Unit

Dimensions

Below drawing shows the minimum configuration of the product. Select the number of stages according to the product characteristics in order to get **b** dimension.



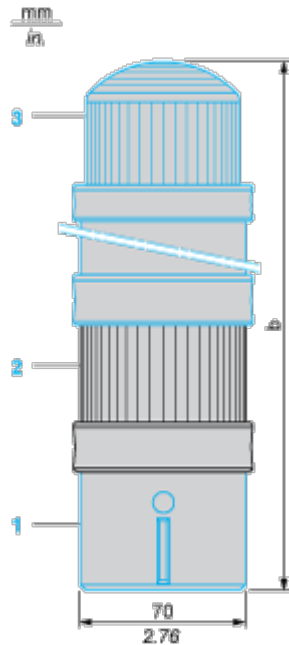
- (1) Base unit XVBC21, to be ordered separately
- (2) Illuminated or audible signalling unit
- (3) Cover (supplied with XVBC21 base unit)

Number of illuminated or audible signalling units (no “flash”)	b in mm	b in in.
1	138	5.43
2	201	7.91
3	264	10.39
4	327	12.87
5	390	15.35

Indicator Bank with “Flash” Discharge Tube Unit

Dimensions

Below drawing shows the minimum configuration of the product. Select the number of stages according to the product characteristics in order to get **b** dimension.



- (1) Base unit XVBC07, to be ordered separately
- (2) Illuminated or audible signalling unit
- (3) “Flash” unit, to be ordered separately

Number of illuminated or audible signalling units other than “flash” tube	b in mm	b in in.
1	295	11.61
2	358	14.09
3	421	16.57
4	484	19.06