



Main

Range of product	OsiSense XU
Series name	General purpose multimode
Electronic sensor type	Photo-electric sensor
Sensor name	XUX
Sensor design	Compact 92 x 71
Detection system	Multimode
Material	Plastic
Type of output signal	Discrete
Supply circuit type	AC/DC
Wiring technique	5-wire
Discrete output function	1 NO or 1 NC programmable
Electrical connection	Screw-clamp terminals, 1 x 1.5 mm ² or 1 x 0.75 mm ² with adaptor
Product specific application	-
Emission	Infrared diffuse Infrared diffuse with background suppression Infrared thru beam Red polarised reflex
[Sn] nominal sensing distance	2 m diffuse 1.3 m diffuse with background suppression 40 m thru beam need a transmitter XUX0ARCTT16T 11 m polarised reflex need reflector XUZC50

Complementary

Enclosure material	PBT
Lens material	PMMA
Maximum sensing distance	15 m polarised reflex 3 m diffuse 60 m thru beam 1.3 m diffuse with background suppression
Output type	Relay
Add on output	With alarm output, <= 100 mA with overload and short-circuit protection
Cable entry	1 entry for M16 x 1.5 cable gland, cable outer diameter: 7...10 mm
Status LED	1 LED (green) for supply 1 LED (red) for instability

	1 LED (yellow) for output state
[Us] rated supply voltage	24...240 V AC/DC
Switching capacity in mA	0.5 A (cos φ = 0.4 for 0.5 million cycles at 1 operating cycle per second at 250 V) 3 A (cos φ = 1 for 0.5 million cycles at 1 operating cycle per second at 250 V)
Switching frequency	<= 20 Hz
Voltage drop	<= 1.5 V (closed state)
Power consumption in W	2 W AC/DC
Time delay range	0.02...15 s monostable, on-delay or off-delay (programmable) delay
Delay first up	< 200 ms
Delay response	< 25 ms
Delay recovery	< 25 ms
Setting-up	Self-teaching
Electrical durability	500000 cycles, cos f = 0.4, 60 cyc/mn at 250 V 500000 cycles, cos f = 1, 60 cyc/mn at 250 V
Depth	77 mm
Height	92 mm
Width	31 mm
Product weight	0.2 kg

Environment

Product certifications	CE CSA UL
Ambient air temperature for operation	-25...55 °C
Ambient air temperature for storage	-40...70 °C
Vibration resistance	7 gn, amplitude = +/- 1.5 mm (f = 10...55 Hz) conforming to IEC 60068-2-6
Shock resistance	30 gn (duration = 11 ms) conforming to IEC 60068-2-27
IP degree of protection	IP65 double insulation conforming to IEC 60529 IP67 double insulation conforming to IEC 60529

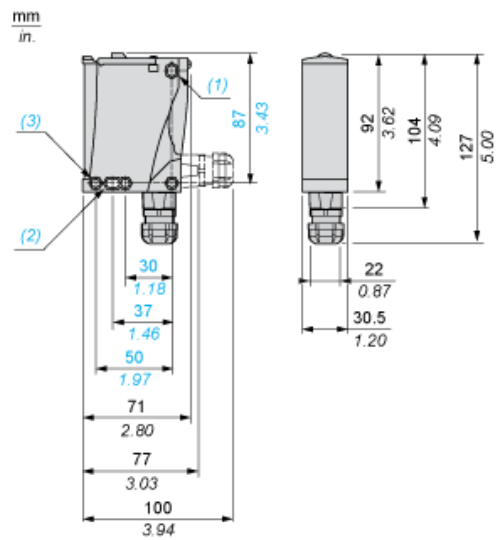
Offer Sustainability

RoHS (date code: YYWW)	Compliant - since 0914 - Schneider Electric declaration of conformity Schneider Electric declaration of conformity
REACH	Reference not containing SVHC above the threshold Reference not containing SVHC above the threshold

Contractual warranty

Warranty period	18 months
-----------------	-----------

Dimensions



- (1) Elongated hole $\text{\O} 5.5 \times 7$
- (2) Elongated hole $\text{\O} 5.5 \times 9$
- (3) $\text{\O} 5.5$ hole

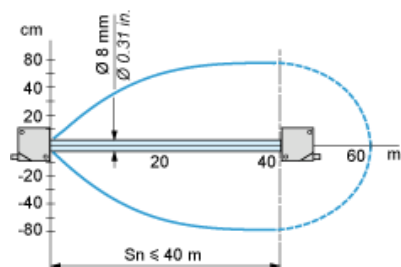
Wiring Schemes

Relay Output AC/DC

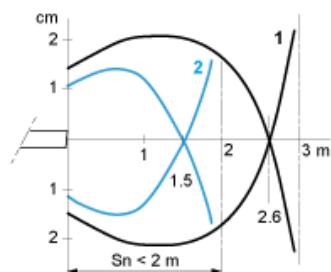
Terminals		
1		AC/DC
2		AC/DC
3		NO
4		Relay common
5		NC

Detection Curves

With Thru-beam Accessory (Thru-beam)

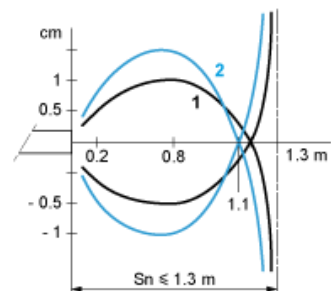


Without Accessory (Diffuse)



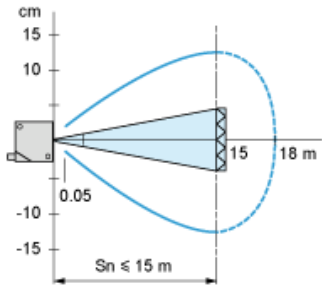
- 1 : White 90%
 - 2 : Grey 18%
- Object 10 x 10 cm

Without Accessory (Diffuse with background suppression)



- 1 : White 90%
 - 2 : Grey 18%
- Object 10 x 10 cm

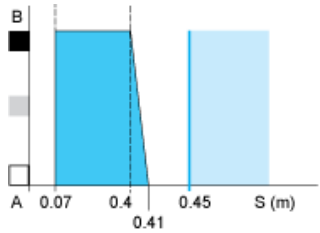
With reflector (Polarised reflex)



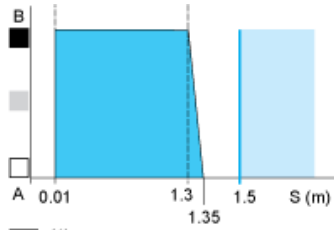
With reflector XUZC50

Variation of Usable Sensing Distance S_u (Without accessory, with adjustable background suppression)

Teach Mode at Minimum



Teach Mode at Maximum



- (1) Black
- (2) Grey
- (3) White
- (4) Blue
- (5) Light Blue

- A-B : Object reflection coefficient
- (1) Black 6%
 - (2) Grey 18%
 - (3) White 90%
 - (4) Sensing range
 - (5) Non sensing zone (matt surfaces)