



Main

Range of product	OsiSense XU
Series name	General purpose
Electronic sensor type	Photo-electric sensor
Sensor name	XUVR
Sensor design	Fork
Detection system	Thru beam
Emission	Red LED, modulated
Passage width	80 mm
Passage depth	60 mm
Material	Metal/plastic
Supply circuit type	DC
Wiring technique	3-wire
Discrete output type	NPN
Discrete output function	1 NO
Electrical connection	1 male connector M8, 3 pins
Product specific application	Detection on small conveyor
[Sn] nominal sensing distance	80 mm

Complementary


Enclosure material	Painted aluminium and polyamide/glass
Spot diameter	0.8 mm
Type of output signal	Discrete
Output type	Solid state
Status LED	1 LED (yellow) for output state
[Us] rated supply voltage	12...24 V DC with reverse polarity protection
Supply voltage limits	10...30 V DC
Switching capacity in mA	100 mA (overload and short-circuit protection)
Switching frequency	4000 Hz
Voltage drop	<= 1.5 V (closed state)
Current consumption	< 20 mA (no-load)
Product weight	0.19 kg

Disclaimer: This documentation is not intended as a substitute for and is not to be used for determining suitability or reliability of these products for specific user applications

Environment

Product certifications	CE CSA UL
Ambient air temperature for operation	-10...60 °C
Ambient air temperature for storage	-40...80 °C
Immunity to ambient light	10000 lux with natural light 5000 lux with incandescent bulb
Vibration resistance	7 gn, amplitude = +/- 0.75 mm (f = 10...55 Hz) conforming to IEC 60068-2-6
Shock resistance	30 gn (duration = 11 ms) conforming to IEC 60068-2-27
IP degree of protection	IP65 IP67

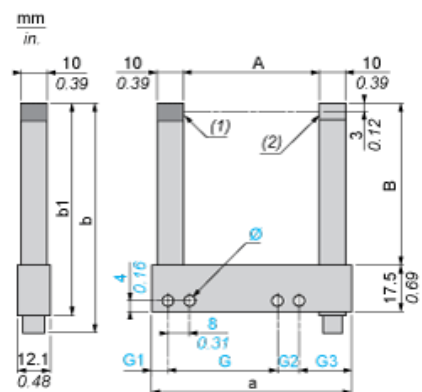
Offer Sustainability

RoHS (date code: YYWW)	Compliant - since 0906 - Schneider Electric declaration of conformity  Schneider Electric declaration of conformity
------------------------	---

Contractual warranty

Warranty period	18 months
-----------------	-----------

Dimensions



- (1) Transmission LED
- (2) Yellow LED: output signal

Dimensions in mm

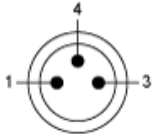
Passageway A	Depth B	a	b	b1	G	G1	G2	G3	∅
80	60	104	85.7	77.5	70	6.5	8	19.5	4 x 4.3

Dimensions in in.

Passageway A	Depth B	a	b	b1	G	G1	G2	G3	∅
3.15	2.36	4.09	3.37	3.05	2.76	0.26	0.31	0.77	0.16 x 0.17

Wiring Schemes

M8 Connector



- 1 : BN: Brown
- 3 : BU: Blue
- 4 : BK: Black

NPN Output

