

Product data sheet

Specifications



Inductive proximity sensors XS,
inductive sensor XS5 M30, L74mm,
brass, Sn10mm, 12...48 VDC, M12

XS530B1DAM12

Main

Range Of Product	Telemecanique Inductive proximity sensors XS
Series Name	General purpose
Sensor Type	Inductive proximity sensor
Device Application	-
Sensor Name	XS5
Sensor Design	Cylindrical M30
Size	62 mm
Body Type	Fixed
Detector Flush Mounting Acceptance	Flush mountable
Material	Metal
Type Of Output Signal	Discrete
Wiring Technique	2-wire
[Sn] Nominal Sensing Distance	10 mm
Discrete Output Function	1 NO
Output Circuit Type	DC
Electrical Connection	Male connector M12, 4 pins
[Us] Rated Supply Voltage	12...48 V DC
Switching Capacity In Ma	1.5...100 mA DC with overload and short-circuit protection
Ip Degree Of Protection	IP67 conforming to IEC 60529 IP69K conforming to DIN 40050

Complementary

Thread Type	M30 x 1.5
Detection Face	Frontal
Front Material	PPS
Enclosure Material	Nickel plated brass
Operating Zone	0...8 mm
Differential Travel	1...15% of Sr
Status Led	Output state: 1 LED (yellow)
Supply Voltage Limits	10...58 V DC
Maximum Residual Current	0.5 mA open state

Disclaimer: This documentation is not intended as a substitute for and is not to be used for determining suitability or reliability of these products for specific user applications

Switching Frequency	<= 2000 Hz
Maximum Voltage Drop	<4 V (closed)
Maximum Delay First Up	10 ms
Maximum Delay Response	0.3 ms
Maximum Delay Recovery	0.3 ms
Marking	CE
Threaded Length	52 mm
Length	74 mm
Net Weight	0.145 kg

Environment

Product Certifications	CCC UL CSA
Ambient Air Temperature For Operation	-25...70 °C
Ambient Air Temperature For Storage	-40...85 °C
Vibration Resistance	25 gn amplitude = +/- 2 mm (f = 10...55 Hz) conforming to IEC 60068-2-6
Shock Resistance	50 gn for 11 ms conforming to IEC 60068-2-27

Packing Units

Unit Type Of Package 1	PCE
Number Of Units In Package 1	1
Package 1 Height	3.400 cm
Package 1 Width	6.500 cm
Package 1 Length	15.100 cm
Package 1 Weight	132.000 g
Unit Type Of Package 2	S02
Number Of Units In Package 2	44
Package 2 Height	15 cm
Package 2 Width	30 cm
Package 2 Length	40 cm
Package 2 Weight	6.064 kg

Contractual warranty

Warranty	18 months
----------	-----------

Sustainability

Green Premium™ label is Schneider Electric's commitment to delivering products with best-in-class environmental performance. Green Premium promises compliance with the latest regulations, transparency on environmental impacts, as well as circular and low-CO₂ products.

Guide to assessing product sustainability is a white paper that clarifies global eco-label standards and how to interpret environmental declarations.

[Learn more about Green Premium >](#)

[Guide to assess a product's sustainability >](#)



RoHS/REACH

Well-being performance

✓ Mercury Free

✓ Rohs Exemption Information [Yes](#)

Certifications & Standards

Reach Regulation [REACH Declaration](#)

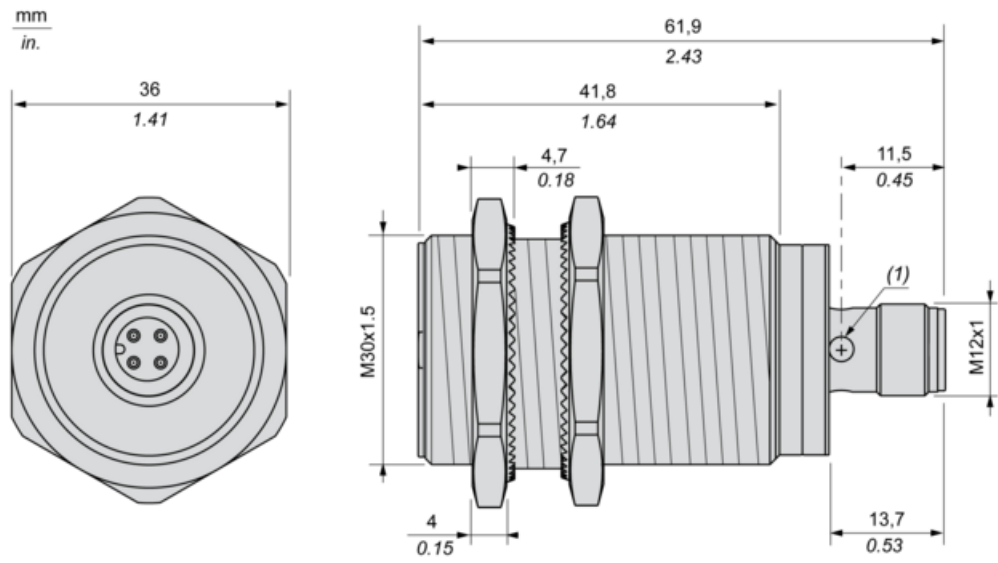
Eu Rohs Directive Pro-active compliance (Product out of EU RoHS legal scope)

Circularity Profile [End of Life Information](#)

California Proposition 65
WARNING: This product can expose you to chemicals including: Diisononyl phthalate (DINP), which is known to the State of California to cause cancer, and Diisodecyl phthalate (DIDP), which is known to the State of California to cause birth defects or other reproductive harm. For more information go to www.P65Warnings.ca.gov

Dimensions Drawings

Dimensions

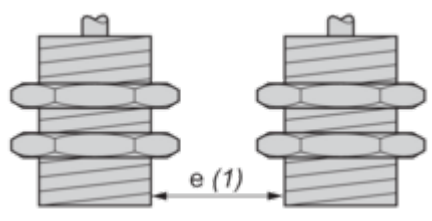


(1) : LED

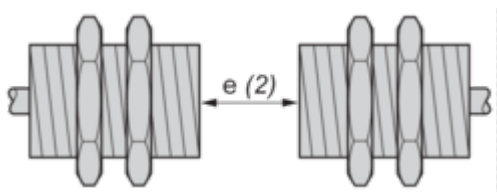
Mounting and Clearance

Minimum Mounting Distances

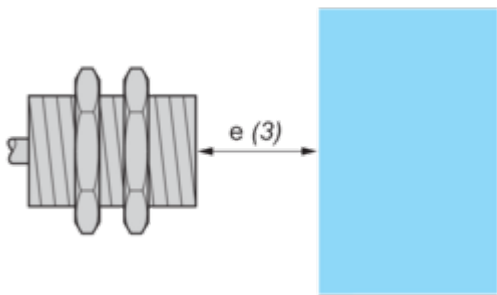
Side by side



$e\ (1) \geq 20\text{ mm}/0.79\text{ in}$
Face to face



$e\ (2) \geq 120\text{ mm}/4.72\text{ in}$
Facing a metal object



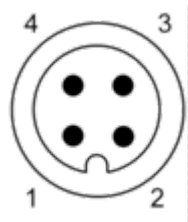
$e\ (3) \geq 30\text{ mm}/1.18\text{ in.}$

Connections and Schema

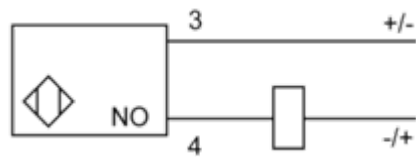
Wiring Schemes

2-Wire Non-polarised

M12 connector



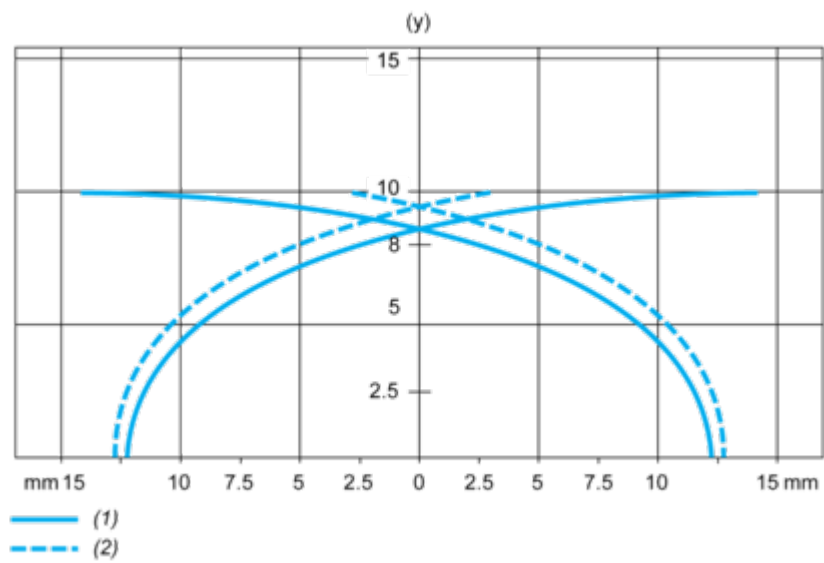
NO output



Performance Curves

Performance Curves

Standard Steel Target : 30x30x1 mm



- (1) Pick-up points
- (2) Drop-out points (object approaching from the side)
- (y) Sensing distance in mm