

Product data sheet

Specifications



safety controller, Harmony XPS MC,
24V DC, 16 inputs, 30 LEDs
signalling

XPSMC16Z

Main

Range Of Product	Preventa Safety automation
Product Or Component Type	Configurable safety controller
Safety Module Name	XPSMC
Safety Use Category	Category 4 maximum conforming to EN 954-1/EN/ISO 13849-1 PLE maximum conforming to ISO 13849-1 SIL 3 maximum conforming to IEC 61508
Type Of Start	Configurable
Standards	EN 574/ISO 13851 EN 1760-1/ISO 13856-1 IEC 61496-1 IEC 60204-1 IEC 61508 IEC 60947-5-1 EN 954-1/EN/ISO 13849-1
Product Certifications	TÜV UL CSA
[Us] Rated Supply Voltage	24 V DC - 20...20 %
Number Of Inputs	16
Communication Port Protocol	Modbus with 1 RJ45 port(s), serial link, transmission rate: 1200 bps, 2400 bps, 4800 bps, 9600 bps or 19200 bps
Safety Level	Can reach PL e/category 4 conforming to EN 954-1/EN/ISO 13849-1 Can reach SIL 3 conforming to IEC 61508

Complementary

Function Of Module	Dynamic monitoring of hydraulic valves on linear presses Eccentric press Emergency stop monitoring, with or without time delay, 1 or 2-channel wiring Enabling switch monitoring, 2 or 3 contacts Foot switch monitoring Guard monitoring for injection presses and blowing machines Guard monitoring with 1 or 2 limit switches Hydraulic press Magnetic switch monitoring category 4 conforming to EN/IEC 61496 Monitoring safety stop at top dead centre on eccentric press category 3 conforming to EN 574/ISO 13851 Muting function of light curtains Position selector Safety mat monitoring Safety time delays Shaft/chain breaking monitor Zero speed detection Light curtain monitoring category 4 conforming to IEC 61496 Two-hand control category 3 conforming to EN 574/ISO 13851
Synchronisation Time Between Inputs	Depending on configuration selected
Power Consumption In W	12 W

Disclaimer: This documentation is not intended as a substitute for and is not to be used for determining suitability or reliability of these products for specific user applications

Input Protection Type	External fuse 16 A
[Uc] Control Circuit Voltage	28.8 V
Maximum Line Resistance	100 Ohm <2000 m
Output Type	2 relays, 2 NO contacts (4 NO total) circuit(s) Solid state, 6 circuit(s), volt-free
Breaking Capacity	180 VA holding AC-15 C300 relay output 1800 VA inrush AC-15 C300 relay output
Breaking Capacity	2 A at 24 V for static output circuit 1.5 A at 24 V (DC-13) time constant: 50 ms for relay output
Output Thermal Current	4 A for both outputs simultaneously 6 A for 1 output and 2 A for the other for relay output
[Ith] Conventional Free Air Thermal Current	16 A for relay output 6.5 A for static output circuit
Associated Fuse Rating	16 A gL for power supply 4 A gL for relay output 6 A fast blow for relay output
Minimum Output Current	10 mA for relay output
Minimum Output Voltage	17 V for relay output
Response Time	Configurable : 20 ms or 30 ms with software XPSMCWIN
[Ui] Rated Insulation Voltage	300 V (pollution degree 2) conforming to IEC 60647-5-1, DIN VDE 0110 part 1
[Uimp] Rated Impulse Withstand Voltage	4 kV overvoltage category III conforming to IEC 60647-5-1, DIN VDE 0110 part 1
Method Of Access	Slave
Exchange Size	14 words
Number Of Addresses	1...247 for Modbus
Parity	Even for Modbus No for Modbus Odd for Modbus
Data Format	1 start bit/8 data bits 1 stop bit even or odd 2 stop bits without parity RTU (Remote Terminal Unit) mode
Supported Modbus Function	01: 8-bit output data/32-bit input data 02: 32-bit input data/8-bit output data 03: information and errors
Local Signalling	30 LEDs
Mounting Support	Mounting plate
Depth	153 mm
Height	151.5 mm
Width	74 mm
Net Weight	0.82 kg

Environment

Ip Degree Of Protection	IP20 conforming to IEC 60529
Ambient Air Temperature For Operation	-10...55 °C
Ambient Air Temperature For Storage	-25...85 °C

Packing Units

Unit Type Of Package 1	PCE
------------------------	-----

Number Of Units In Package 1	1
Package 1 Height	9.600 cm
Package 1 Width	18.000 cm
Package 1 Length	26.000 cm
Package 1 Weight	1.200 kg
Unit Type Of Package 2	S04
Number Of Units In Package 2	6
Package 2 Height	30.000 cm
Package 2 Width	40.000 cm
Package 2 Length	60.000 cm
Package 2 Weight	7.700 kg

Contractual warranty

Warranty	18 months
----------	-----------

Sustainability

Green Premium™ label is Schneider Electric's commitment to delivering products with best-in-class environmental performance. Green Premium promises compliance with the latest regulations, transparency on environmental impacts, as well as circular and low-CO₂ products.

Guide to assessing product sustainability is a white paper that clarifies global eco-label standards and how to interpret environmental declarations.

[Learn more about Green Premium >](#)

[Guide to assess a product's sustainability >](#)



Transparency RoHS/REACH

Well-being performance

✓ Mercury Free

✓ Rohs Exemption Information [Yes](#)

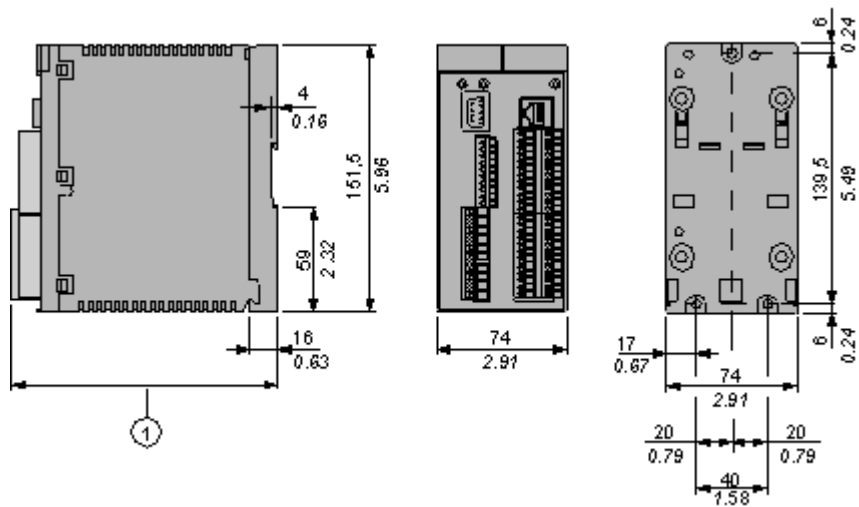
✓ Pvc Free

Certifications & Standards

Reach Regulation	REACH Declaration
Eu Rohs Directive	Pro-active compliance (Product out of EU RoHS legal scope)
China Rohs Regulation	China RoHS declaration
Environmental Disclosure	Product Environmental Profile
Weee	The product must be disposed on European Union markets following specific waste collection and never end up in rubbish bins
Circularity Profile	End of Life Information
California Proposition 65	WARNING: This product can expose you to chemicals including: Lead and lead compounds, which is known to the State of California to cause cancer and birth defects or other reproductive harm. For more information go to www.P65Warnings.ca.gov

Dimensions Drawings

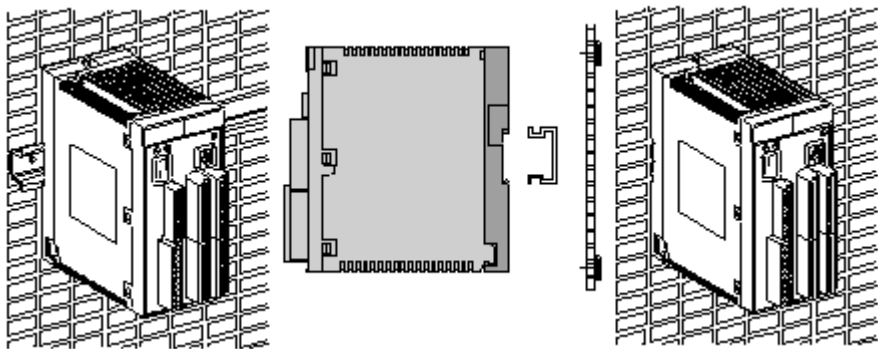
Dimensions



- 1 When using XPSMCTS• connectors this dimension is 153 mm (6.02 in)
When using XPSMCTC• connectors this dimension is 151,5 mm (5.96 in)

Mounting and Clearance

Installation



Metal adaptor for fixing on metal: DIN rail 35 mm/1.38 in.

Connections and Schema


Wiring Diagrams

Refer to the Instruction Sheet

To download the instruction sheet, follow below procedure:

Discover XPSAC5121 by

- Characteristics
- Dimensions Drawings
- Connections and Schema
- Technical Description
- Download & Documents**



XPSAC5121
module XPSAC - Emergency stop - 24 V AC DC
[Download XPSAC5121 product datasheet](#)

Download & Documents 1 to 3 of 3 (Total: -1)

Instruction sheet

XPSAC... Safety module for emergency stop and switch monitoring	English 2012-07-04	pdf (29i)
---	--------------------	-----------

Image of product

Emergency stop and switch monitoring	2010-11-10	{Select : }
--------------------------------------	------------	-------------

Certificate

Russian certificate	English 2010-07-07	pdf (60i)
---------------------	--------------------	-----------

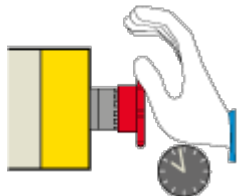
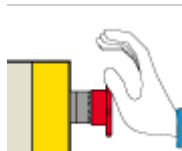
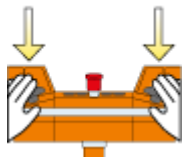
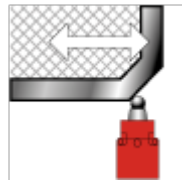

1



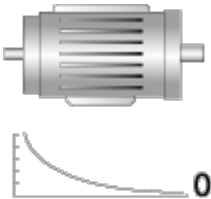
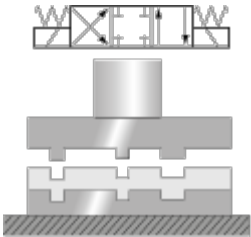
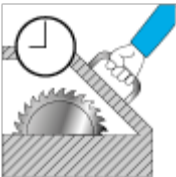
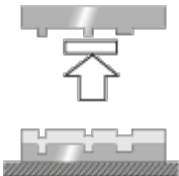
2

- 1 Click on **Download & Documents**.
- 2 Click on **Instruction sheet**.

Technical Description

Safety Functions

	<ul style="list-style-type: none">• Emergency stop monitoring with time delay:<ul style="list-style-type: none">◦ 1 channel wiring, with automatic start.◦ 2 channel wiring, with start button.
	<ul style="list-style-type: none">• Emergency stop monitoring without time delay:<ul style="list-style-type: none">◦ 1 channel wiring, with automatic start.◦ 2 channel wiring, with start button.
	<ul style="list-style-type: none">• Two-hand control.
	<ul style="list-style-type: none">• Guard monitoring:<ul style="list-style-type: none">◦ with 1 limit switch.◦ with 2 limit switches.◦ with 2 limit switches, with guard locking.• Guard monitoring for injection presses and blowing machines.
	<ul style="list-style-type: none">• Magnetic switch monitoring.

	<ul style="list-style-type: none">• Sensing mat monitoring.
	<ul style="list-style-type: none">• Light curtains monitoring:<ul style="list-style-type: none">◦ Relay output type.◦ Solid-state output type.• "Muting" function for light curtains.
	<ul style="list-style-type: none">• Zero speed detection.
	<ul style="list-style-type: none">• Dynamic monitoring of hydraulic valves on linear presses.
	<ul style="list-style-type: none">• Safety time delays.
	<ul style="list-style-type: none">• Monitoring safety stop at top dead centre on eccentric press.• Hydraulic press.• Eccentric press.



- Enabling switching monitoring:
 - 2 contact type.
 - 3 contact type.

Other functions:

- Foot switch monitoring
- Chain shaft breakage monitoring
- Position selector