

Product data sheet

Specifications



Electronic pressure sensors, Pressure sensors XM, XMLR -1 bar, G 1/4, 24 VDC, 4...20 mA, M12

XMLRM01G0T25

Main

Range Of Product	Telemecanique Pressure sensors XM
Product Or Component Type	Electronic pressure sensors
Pressure Sensor Type	Pressure transmitter
Pressure Switch Type Of Operation	Pressure transmitter
Device Short Name	XMLR
Pressure Rating	-99.97 kPa -1 bar
Maximum Permissible Accidental Pressure	296.47 kPa 300 kPa 3 bar
Destruction Pressure	296.47 kPa 300 kPa 3 bar
Controlled Fluid	Fresh water (0...80 °C) Air (-20...80 °C) Hydraulic oil (-20...80 °C) Refrigeration fluid (-20...80 °C)
Fluid Connection Type	G 1/4 (female) conforming to DIN 3852-Y
[Us] Rated Supply Voltage	24 V DC SELV (voltage limits: 17...33 V)

Complementary

Current Consumption	<= 50 mA
Electrical Connection	Male connector M12, 4 pins
Analogue Output Function	4...20 mA
Type Of Output Signal	Analogue
Analogue Output Function	4...20 mA
Scale Type	Fixed differential
Materials In Contact With Fluid	Fluorocarbon FKM (Viton) Ceramic 316L stainless steel
Front Material	Polyester
Housing Material	Polyacrylamide 316L stainless steel
Operating Position	Any position, but disposals can falsified the measurement in case of upside down mounting

Disclaimer: This documentation is not intended as a substitute for and is not to be used for determining suitability or reliability of these products for specific user applications

Protection Type	Short-circuit protection Overload protection Overvoltage protection Reverse polarity
Response Time On Output	<= 10 ms for analog output
Display Type	4 digits 7 segments
Display Response Time Type	Fast 50 ms Normal 200 ms Slow 600 ms
Maximum Delay First Up	300 ms
Overall Accuracy	<= 1 % of the measuring range
Linearity Error On Analogue Output	<= 0.5 % of the measuring range
Hysteresis On Analogue Output	<= 0.2 % of the measuring range
Measurement Accuracy On Switching Output	<= 0.6 % of the measuring range
Repeat Accuracy	<= 0.2 % of the measuring range
Drift Of The Sensitivity	+/- 0.03 % of measuring range/°C
Drift Of The Zero Point	+/- 0.1 % of measuring range/°C
Display Accuracy	<= 1 % of the measuring range
Mechanical Durability	10000000 cycles
Depth	42 mm
Height	93 mm
Width	41 mm
Net Weight	0.19 kg
[Uimp] Rated Impulse Withstand Voltage	0.5 kV DC
Electromagnetic Compatibility	Susceptibility to electromagnetic fields: 10 V/m 80...2000 MHz conforming to IEC 61000-4-3 Immunity to conducted RF disturbances: 10 V 0.15...80 MHz conforming to IEC 61000-4-6 Surge immunity test: 1 kV conforming to IEC 61000-4-5 Electrical fast transient/burst immunity test: 2 kV conforming to IEC 61000-4-4 Electrostatic discharge immunity test: 8 kV air, 4 kV contact conforming to IEC 61000-4-2

Environment

Marking	CE
Product Certifications	cULus
Standards	IEC 61326-2-3 UL 61010-1
Ambient Air Temperature For Operation	-20...80 °C
Ambient Air Temperature For Storage	-40...80 °C
Ip Degree Of Protection	IP65 conforming to IEC 60529 IP67 conforming to IEC 60529
Vibration Resistance	20 gn (f= 10...2000 Hz) conforming to IEC 60068-2-6
Shock Resistance	50 gn conforming to IEC 60068-2-27

Packing Units

Unit Type Of Package 1	PCE
------------------------	-----

Number Of Units In Package 1	1
Package 1 Height	6.500 cm
Package 1 Width	7.500 cm
Package 1 Length	13.000 cm
Package 1 Weight	184.000 g
Unit Type Of Package 2	S02
Number Of Units In Package 2	20
Package 2 Height	15 cm
Package 2 Width	30 cm
Package 2 Length	40 cm
Package 2 Weight	4.020 kg

Sustainability




Green Premium™ label is Schneider Electric's commitment to delivering products with best-in-class environmental performance. Green Premium promises compliance with the latest regulations, transparency on environmental impacts, as well as circular and low-CO₂ products.

Guide to assessing product sustainability is a white paper that clarifies global eco-label standards and how to interpret environmental declarations.

[Learn more about Green Premium >](#)

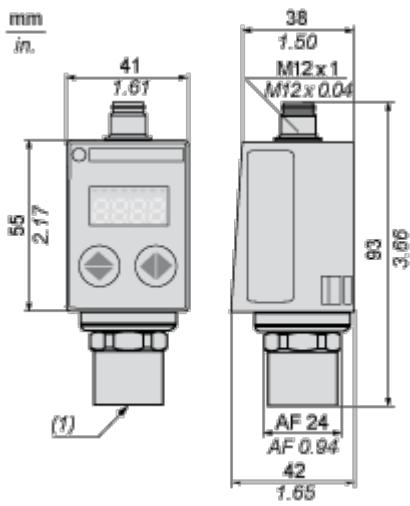
[Guide to assess a product's sustainability >](#)

Well-being performance

 Reach Free Of Svhc	
 Mercury Free	
 Rohs Exemption Information	Yes
Reach Regulation	REACH Declaration
Eu Rohs Directive	Pro-active compliance (Product out of EU RoHS legal scope)
California Proposition 65	WARNING: This product can expose you to chemicals including: Diisononyl phthalate (DINP), which is known to the State of California to cause cancer, and Diisodecyl phthalate (DIDP), which is known to the State of California to cause birth defects or other reproductive harm. For more information go to www.P65Warnings.ca.gov

Dimensions Drawings

Dimensions

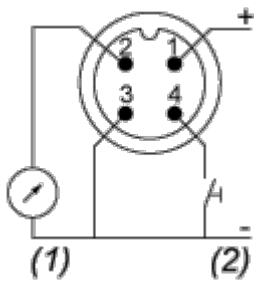


(1) Fluid entry: G 1/4 A female

Connections and Schema

Connections and Schema

Connector Wiring

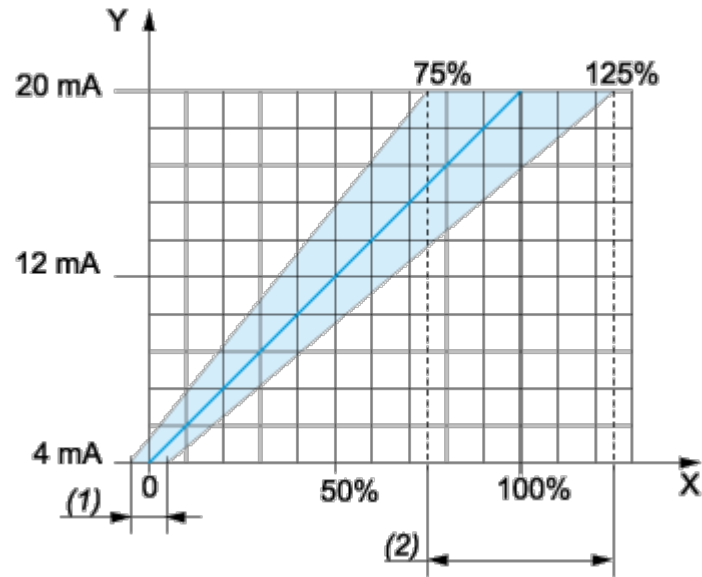


- (1) I Out or V Out
- (2) Test Input

Performance Curves

Analogue Output Description

Analogue Output Signal



X : Pressure

Y : Analogue output signal

(1) An offset of +/-5% of nominal pressure can be compensated (with **Cof** Configuration menu. **Cof**: Offset Compensation)

(2) The analogue curve can be adjusted from -25% to +25% of nominal pressure (with **AEP** Configuration menu. **AEP**: analogue end point).