

# Product data sheet

Specifications



pressure switch XMLB 160 bar -  
adjustable scale 2 thresholds - 1 C/  
O

XMLB160D2S11

## Main

Range Of Product	Telemecanique Pressure sensors XM
Product Or Component Type	Electromechanical pressure sensor
Pressure Sensor Type	Electromechanical pressure sensor
Device Short Name	XMLB
Pressure Rating	160 bar
Controlled Fluid	Hydraulic oil (0...160 °C)
Fluid Connection Type	G 1/4 (female) conforming to ISO 228
Electrical Connection	Screw-clamps terminals, 1 x 0.5...2 x 2.5 mm² 1 connector Pg 13
Awg Gauge	AWG 20...AWG 14
Cable Entry	Cable gland 9...13 mm
Contacts Type And Composition	1 C/O
Product Specific Application	-
Pressure Switch Type Of Operation	Regulation between 2 thresholds
Electrical Circuit Type	Control circuit
Scale Type	Adjustable differential
Local Display	With
Adjustable Range Of Switching Point On Rising Pressure	10...160 bar
Adjustable Range Of Switching Point On Falling Pressure	0.7...139.2 bar
Possible Differential Maximum At High Setting	100 bar
Maximum Permissible Accidental Pressure	360 bar
Destruction Pressure	720 bar
Pressure Actuator	Piston
Materials In Contact With Fluid	Steel PTFE Brass FPM, FKM
Enclosure Material	Zinc alloy
[In] Rated Current	3 A, B300, AC-15 (Ue = 120 V) conforming to IEC 60947-5-1 1.5 A, B300, AC-15 (Ue = 240 V) conforming to IEC 60947-5-1 0.1 A, R300, DC-13 (Ue = 250 V) conforming to IEC 60947-5-1

## Complementary

Disclaimer: This documentation is not intended as a substitute for and is not to be used for determining suitability or reliability of these products for specific user applications

Possible Differential Minimum At Low Setting	9.3 bar (- 1.8 bar, + 1.5 bar)
Possible Differential Minimum At High Setting	20.8 bar (- 1.9 bar, + 1.6 bar)
Maximum Permissible Pressure - Per Cycle	200 bar
Terminal Block Type	4 terminals
Maximum Operating Rate	60 cyc/mn
Repeat Accuracy	2 %
[Ui] Rated Insulation Voltage	300 V conforming to UL 508 500 V conforming to IEC 60947-1 300 V conforming to CSA C22.2 No 14
[Uimp] Rated Impulse Withstand Voltage	6 kV conforming to IEC 60947-1
Auxiliary Contacts Operation	Snap action
Contacts Material	Silver contacts
Maximum Resistance Across Terminals	25 mOhm conforming to IEC 255-7 category 3 25 mOhm conforming to NF C 93-050 method A
Short-Circuit Protection	10 A cartridge fuse, type gG (gl)
Mechanical Durability	6000000 cycles
Setting	External
Height	113 mm
Depth	75 mm
Width	35 mm
Net Weight	0.75 kg

## Environment

Standards	UL 508 IEC 60947-5-1 CSA C22.2 No 14 CE
Product Certifications	BV CSA UL CCC LROS (Lloyds register of shipping)
Protective Treatment	TC standard version
Ambient Air Temperature For Operation	-25...70 °C
Ambient Air Temperature For Storage	-40...70 °C
Operating Position	Any position
Vibration Resistance	4 gn conforming to IEC 60068-2-6 (f = 30...500 Hz)
Shock Resistance	50 gn conforming to IEC 60068-2-27
Electrical Shock Protection Class	Class I conforming to IEC 1140 Class I conforming to IEC 536 Class I conforming to NF C 20-030
Ip Degree Of Protection	IP66 conforming to IEC 60529

## Packing Units

Unit Type Of Package 1	PCE
Number Of Units In Package 1	1

Package 1 Height	4.000 cm
Package 1 Width	12.200 cm
Package 1 Length	8.500 cm
Package 1 Weight	783.000 g
Unit Type Of Package 2	S02
Number Of Units In Package 2	13
Package 2 Height	15.000 cm
Package 2 Width	30.000 cm
Package 2 Length	40.000 cm
Package 2 Weight	10.485 kg

## Contractual warranty

Warranty	18 months
----------	-----------

## Sustainability

**Green Premium™ label** is Schneider Electric's commitment to delivering products with best-in-class environmental performance. Green Premium promises compliance with the latest regulations, transparency on environmental impacts, as well as circular and low-CO<sub>2</sub> products.

**Guide to assessing product sustainability** is a white paper that clarifies global eco-label standards and how to interpret environmental declarations.

[Learn more about Green Premium >](#)

[Guide to assess a product's sustainability >](#)



RoHS/REACH

## Well-being performance

✓ Mercury Free

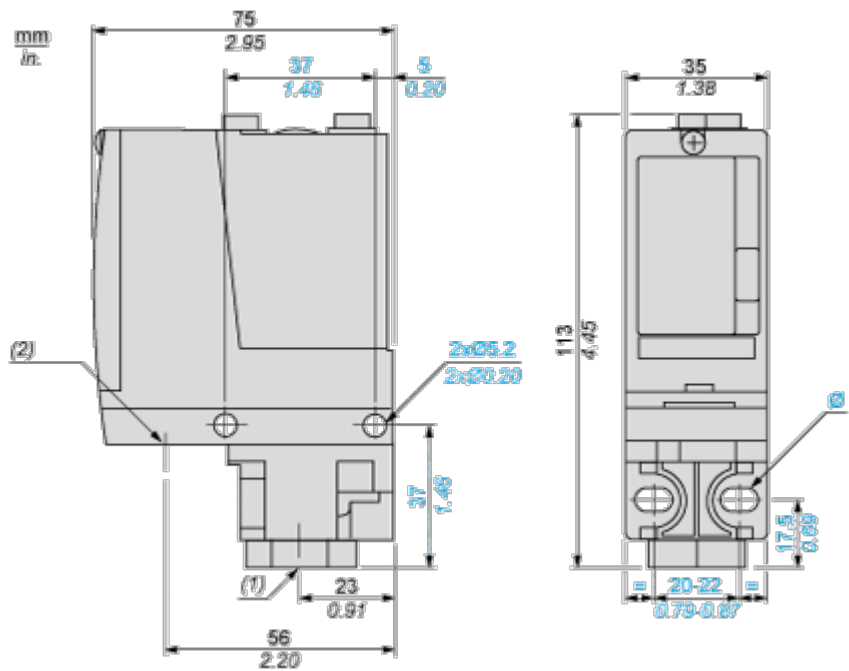
✓ Rohs Exemption Information [Yes](#)

## Certifications & Standards

Reach Regulation	<a href="#">REACH Declaration</a>
Eu Rohs Directive	Pro-active compliance (Product out of EU RoHS legal scope)
Circularity Profile	No need of specific recycling operations
California Proposition 65	WARNING: This product can expose you to chemicals including: Diisononyl phthalate (DINP), which is known to the State of California to cause cancer, and Diisodecyl phthalate (DIDP), which is known to the State of California to cause birth defects or other reproductive harm. For more information go to <a href="http://www.P65Warnings.ca.gov">www.P65Warnings.ca.gov</a>

Dimensions Drawings

Dimensions



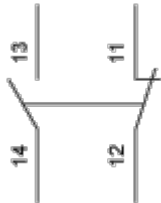
- (1) 1 fluid entry, tapped G1/4 (BSP female)
- (2) 1 electrical connections entry, tapped Pg 13.5
- Ø: 2 elongated holes Ø 5.2 x 6.7

Connections and Schema

Wiring Diagram

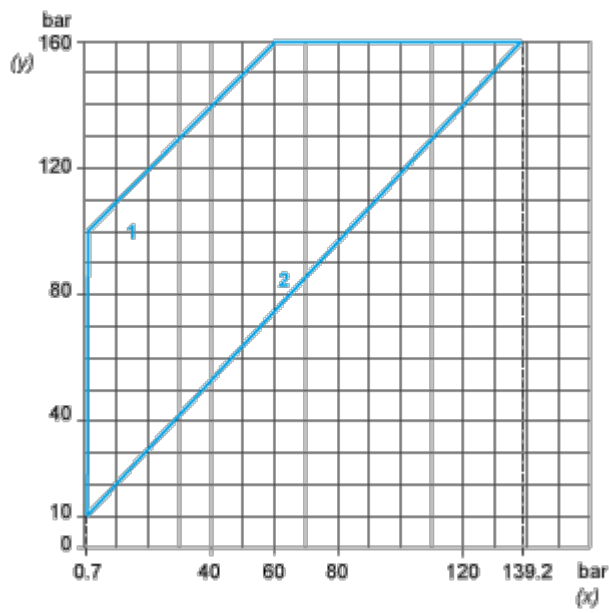
---

Terminal Model

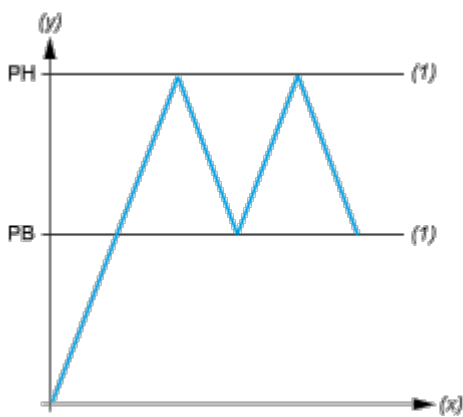


Performance Curves

Operating Curves



- (y) Rising pressure
- (x) Falling pressure
- 1 : Maximum differential
- 2 : Minimum differential



- (y) Pressure
- (x) Time
- (1) Adjustable value
- PH : High point
- PB : Below point