

# Product data sheet

Specifications



## pressure switch XMLA 35 bar - fixed scale 1 threshold - 1 C/O

XMLA035A2S12

### Main

Range Of Product	Telemecanique Pressure sensors XM
Product Or Component Type	Electromechanical pressure sensor
Pressure Sensor Type	Electromechanical pressure sensor
Device Short Name	XMLA
Pressure Rating	35 bar
Controlled Fluid	Air (0...70 °C) Fresh water (0...70 °C) Hydraulic oil (0...70 °C)
Fluid Connection Type	G 1/4 (female) conforming to ISO 228
Electrical Connection	Screw-clamps terminals, 1 x 0.5...2 x 2.5 mm²
Awg Gauge	AWG 20...AWG 14
Cable Entry	Cable gland 7...13 mm
Contacts Type And Composition	1 C/O
Product Specific Application	-
Pressure Switch Type Of Operation	Detection of 1 single threshold
Electrical Circuit Type	Control circuit
Scale Type	Fixed differential
Local Display	With
Adjustable Range Of Switching Point On Rising Pressure	1.5...35 bar
Adjustable Range Of Switching Point On Falling Pressure	0.25...33.75 bar
Maximum Permissible Accidental Pressure	80 bar
Destruction Pressure	160 bar
Pressure Actuator	Diaphragm
Materials In Contact With Fluid	Zinc alloy Nitrile Brass
Enclosure Material	Zinc alloy
[In] Rated Current	3 A, B300, AC-15 (Ue = 120 V) conforming to IEC 60947-5-1 1.5 A, B300, AC-15 (Ue = 240 V) conforming to IEC 60947-5-1 0.1 A, R300, DC-13 (Ue = 250 V) conforming to IEC 60947-5-1

### Complementary

Natural Differential At Low Setting	1.25 bar (+/- 0.25 bar)
-------------------------------------	-------------------------

Disclaimer: This documentation is not intended as a substitute for and is not to be used for determining suitability or reliability of these products for specific user applications

Natural Differential At High Setting	1.25 bar (+/- 0.25 bar)
Maximum Permissible Pressure - Per Cycle	45 bar
Terminal Block Type	4 terminals
Maximum Operating Rate	120 cyc/mn
Repeat Accuracy	2 %
[UI] Rated Insulation Voltage	300 V conforming to UL 508 500 V conforming to IEC 60947-1 300 V conforming to CSA C22.2 No 14
[Uimp] Rated Impulse Withstand Voltage	6 kV conforming to IEC 60947-1
Auxiliary Contacts Operation	Snap action
Contacts Material	Silver contacts
Maximum Resistance Across Terminals	25 mOhm conforming to IEC 255-7 category 3 25 mOhm conforming to NF C 93-050 method A
Short-Circuit Protection	10 A cartridge fuse, type gG (gl)
Mechanical Durability	5000000 cycles
Setting	External
Height	113 mm
Depth	75 mm
Width	35 mm
Net Weight	0.695 kg

## Environment

Standards	IEC 60947-5-1 CSA C22.2 No 14 CE UL 508
Product Certifications	BV UL CCC LROS (Lloyds register of shipping) CSA
Protective Treatment	TC standard version
Ambient Air Temperature For Operation	-25...70 °C
Ambient Air Temperature For Storage	-40...70 °C
Operating Position	Any position
Vibration Resistance	4 gn conforming to IEC 60068-2-6 (f = 30...500 Hz)
Shock Resistance	50 gn conforming to IEC 60068-2-27
Electrical Shock Protection Class	Class I conforming to IEC 1140 Class I conforming to IEC 536 Class I conforming to NF C 20-030
Ip Degree Of Protection	IP66 conforming to IEC 60529

## Packing Units

Unit Type Of Package 1	PCE
Number Of Units In Package 1	1
Package 1 Height	4.2 cm

Package 1 Width	12.5 cm
Package 1 Length	8.0 cm
Package 1 Weight	705.0 g

## Contractual warranty

Warranty	18 months
----------	-----------

## Sustainability

**Green Premium™ label** is Schneider Electric's commitment to delivering products with best-in-class environmental performance. Green Premium promises compliance with the latest regulations, transparency on environmental impacts, as well as circular and low-CO<sub>2</sub> products.

**Guide to assessing product sustainability** is a white paper that clarifies global eco-label standards and how to interpret environmental declarations.

[Learn more about Green Premium >](#)

[Guide to assess a product's sustainability >](#)



RoHS/REACH

## Well-being performance

✓ Mercury Free

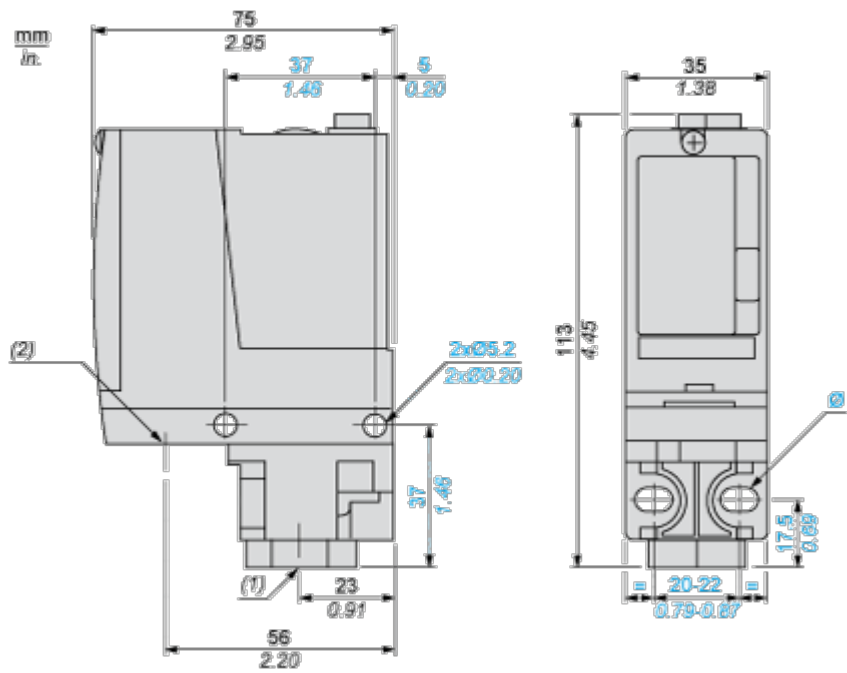
✓ Rohs Exemption Information [Yes](#)

## Certifications & Standards

Reach Regulation	<a href="#">REACH Declaration</a>
Eu Rohs Directive	Pro-active compliance (Product out of EU RoHS legal scope)
Circularity Profile	No need of specific recycling operations
California Proposition 65	WARNING: This product can expose you to chemicals including: Diisononyl phthalate (DINP), which is known to the State of California to cause cancer, and Diisodecyl phthalate (DIDP), which is known to the State of California to cause birth defects or other reproductive harm. For more information go to <a href="http://www.P65Warnings.ca.gov">www.P65Warnings.ca.gov</a>

Dimensions Drawings

Dimensions



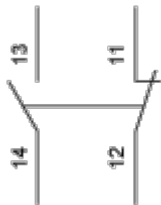
- (1) 1 fluid entry, tapped G1/4 (BSP female)
- (2) 1 electrical connections entry, tapped M20 x 1.5
- Ø: 2 elongated holes Ø 5.2 x 6.7

Connections and Schema

Wiring Diagram

---

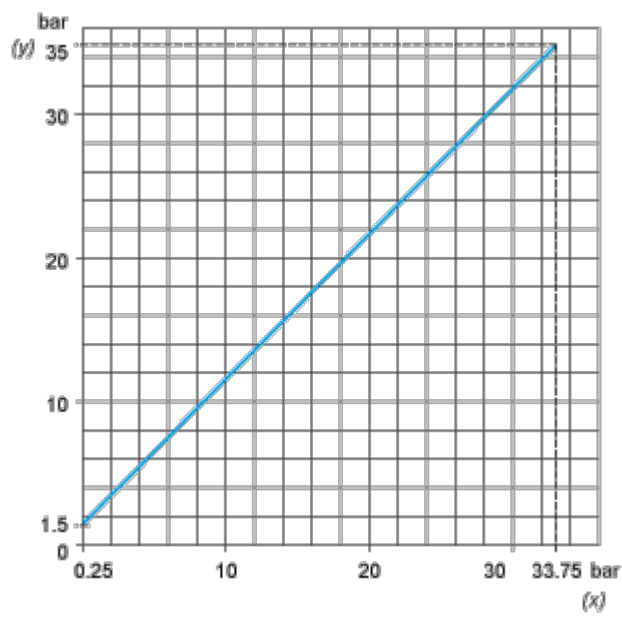
Terminal Model



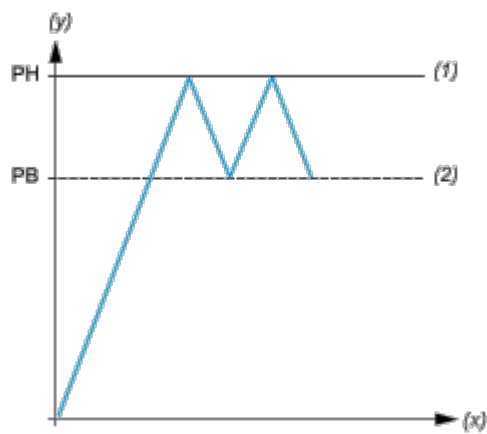
Performance Curves

Operating Curves

---



- (y) Rising pressure
- (x) Falling pressure



- (y) Pressure
- (x) Time
- (1) Adjustable value
- (2) Non adjustable value
- PH : High point
- PB : Below point