

# Product data sheet

Specifications



Double contact block, Harmony XAC, spring return, front mounting, 2 speed CO+N O staggered

XESD1281

## Main

|                               |                              |
|-------------------------------|------------------------------|
| Range Of Product              | Harmony XAC                  |
| Product Or Component Type     | Contact block                |
| Component Name                | XESD                         |
| Electrical Circuit Type       | Control circuit              |
| Contact Block Application     | 2-speed                      |
| Contact Block Type            | Double                       |
| Type Of Operator              | 2 spring return              |
| Product Compatibility         | XACB<br>XACM                 |
| Mechanical Interlocking       | With mechanical interlocking |
| Contacts Type And Composition | 1 C/O + 1 NO                 |
| Mounting Of Block             | Front mounting               |
| Contact Operation             | Staggered<br>Snap action     |

## Complementary

|  |  |
|--|--|
| Connections - Terminals                      | Screw clamp terminals, 1 x 2.5 mm² with or without cable end<br>Screw clamp terminals, 2 x 1.5 mm² with or without cable end   |
| Mechanical Durability                        | 1000000 cycles   |
| Contact Code Designation                     | A300 AC-15, Ue = 240 V, Ie = 3 A conforming to IEC 60947-5-1 appendix A<br>Q300 DC-13, Ue = 250 V, Ie = 0.27 A conforming to IEC 60947-5-1 appendix A  |
| [Ithe] Conventional Enclosed Thermal Current | 10 A   |
| [Ui] Rated Insulation Voltage                | 500 V (pollution degree 3) conforming to IEC 60947-1   |
| [Uimp] Rated Impulse Withstand Voltage       | 6 kV conforming to IEC 60947-1   |
| Maximum Resistance Across Terminals          | 25 MOhm  |
| Operating Force                              | 15 N<br>25 N   |
| Short-Circuit Protection                     | 10 A fuse protection by cartridge fuse type gG   |
| Rated Operational Power In W                 | 140 W DC-13 for 1000000 cycles, operating rate <60 cyc/mn at 24 V, load factor = 0.5 (inductive load) conforming to IEC 60947-5-1 appendix C<br>140 W DC-13 for 1000000 cycles, operating rate <60 cyc/mn at 48 V, load factor = 0.5 (inductive load) conforming to IEC 60947-5-1 appendix C<br>95 W DC-13 for 1000000 cycles, operating rate <60 cyc/mn at 120 V, load factor = 0.5 (inductive load) conforming to IEC 60947-5-1 appendix C |

Disclaimer: This documentation is not intended as a substitute for and is not to be used for determining suitability or reliability of these products for specific user applications

|                               |   |
|-------------------------------|---|
| Rated Operational Power In Va | 100 VA AC-15 for 1000000 cycles, operating rate <60 cyc/mn at 48 V 50/60 Hz, load factor = 0.5 (inductive load)<br>450 VA AC-15 for 1000000 cycles, operating rate <60 cyc/mn at 127 V 50/60 Hz, load factor = 0.5 (inductive load)<br>50 VA AC-15 for 1000000 cycles, operating rate <60 cyc/mn at 24 V 50/60 Hz, load factor = 0.5 (inductive load)<br>750 VA AC-15 for 1000000 cycles, operating rate <60 cyc/mn at 230 V 50/60 Hz, load factor = 0.5 (inductive load) |
| Terminals Description Iso N°1 | B<br>(33-34)NO_CL<br>(13-14-11-12)OF  |
| Terminals Description Iso N°2 | (43-44)NO_CL<br>(23-24-21-22)OF<br>B  |
| Terminal Identifier           | (13-14)NO<br>(11-12)NC  |
| Net Weight                    | 0.19 kg   |

## Environment

|                                       |  |
|---------------------------------------|--|
| Standards                             | CSA C22.2 No 14<br>IEC 60947-5-1<br>EN 60947-5-1   |
| Ambient Air Temperature For Operation | -25...70 °C  |
| Ambient Air Temperature For Storage   | -40...70 °C  |
| Vibration Resistance                  | 15 gn (f= 10...500 Hz) conforming to IEC 60068-2-6 |
| Shock Resistance                      | 100 gn conforming to IEC 60068-2-27                |
| Electrical Shock Protection Class     | Class II conforming to IEC 61140                   |

## Packing Units

|                              |          |
|------------------------------|----------|
| Unit Type Of Package 1       | PCE      |
| Number Of Units In Package 1 | 1        |
| Package 1 Height             | 7.0 cm   |
| Package 1 Width              | 7.0 cm   |
| Package 1 Length             | 9.0 cm   |
| Package 1 Weight             | 185.0 g  |
| Unit Type Of Package 2       | S03      |
| Number Of Units In Package 2 | 42       |
| Package 2 Height             | 30.0 cm  |
| Package 2 Width              | 30.0 cm  |
| Package 2 Length             | 40.0 cm  |
| Package 2 Weight             | 8.358 kg |

## Contractual warranty

|          |           |
|----------|-----------|
| Warranty | 18 months |
|----------|-----------|

## Sustainability





**Green Premium™ label** is Schneider Electric's commitment to delivering products with best-in-class environmental performance. Green Premium promises compliance with the latest regulations, transparency on environmental impacts, as well as circular and low-CO<sub>2</sub> products.

**Guide to assessing product sustainability** is a white paper that clarifies global eco-label standards and how to interpret environmental declarations.

[Learn more about Green Premium >](#)

[Guide to assess a product's sustainability >](#)

## Well-being performance

|  |  |
|--|--|
|  Reach Free Of Svhc         |  |
|  Toxic Heavy Metal Free     |  |
|  Mercury Free               |  |
|  Rohs Exemption Information | Yes  |
| Reach Regulation   | <a href="#">REACH Declaration</a>  |
| Eu Rohs Directive  | Pro-active compliance (Product out of EU RoHS legal scope)<br><a href="#">EU RoHS Declaration</a>  |
| China Rohs Regulation  | <a href="#">China RoHS declaration</a>   |
| Weee   | The product must be disposed on European Union markets following specific waste collection and never end up in rubbish bins  |
| California Proposition 65  | WARNING: This product can expose you to chemicals including: Nickel compounds, which is known to the State of California to cause cancer, and Di-isodecyl phthalate (DIDP), which is known to the State of California to cause birth defects or other reproductive harm. For more information go to <a href="http://www.P65Warnings.ca.gov">www.P65Warnings.ca.gov</a> |

Performance Curves

Rated Operational Power

---

AC Supply 50/60 Hz

Operating rate: 3600 operating cycles/hour. Load factor: 0.5.

Power broken in VA for 1 million operating cycles, AC-15 utilization category

| Voltage           | V | 24 | 48  | 127 | 230 |
|-------------------|---|----|-----|-----|-----|
| Inductive circuit | W | 50 | 100 | 450 | 750 |

DC Supply

Operating rate: 3600 operating cycles/hour. Load factor: 0.5.

Power broken in W for 1 million operating cycles, DC-13 utilization category

| Voltage           | V | 24  | 48  | 120 |
|-------------------|---|-----|-----|-----|
| Inductive circuit | W | 140 | 140 | 95  |