

# Product data sheet

Specifications



## Limit switch, Limit switches XC Standard, XCKM, cat's whisker, 2NC + NO, ATEX/IECEX

XCKM3906H29EX

### Main

Range Of Product	Telemecanique Limit switches XC Standard
Series Name	Standard format
Product Or Component Type	Limit switch
Device Short Name	XCKM
Body Type	Fixed
Head Type	Multi-directional head
Material	Metal
Fixing Mode	By the body
Movement Of Operating Head	Multi-directional
Type Of Operator	Spring return cat"s whisker
Switch Actuation	By any moving part
Type Of Approach	Multi-directional approach
Electrical Connection	Screw-clamp terminals, clamping capacity: 1 x 0.34...2 x 0.75 mm²
Cable Entry Number	1 tapped entry for M20 x 1.5 cable gland (included) 7...13 mm 2 tapped entry for M20 x 1.5 cable gland
Number Of Poles	3
Contacts Type And Composition	2 NC + 1 NO
Contacts Insulation Form	Zb
Contact Operation	Snap action
Number Of Steps	1
Positive Opening	Without
Minimum Torque For Tripping	0.13 N.m
Maximum Actuation Speed	1 m/s
Ip Degree Of Protection	IP66 conforming to IEC 60529

### Complementary

Body Material	Zamak
Minimum Actuation Speed	0.01 m/min
Contact Code Designation	B300, AC-15 (Ue = 240 V), Ie = 1.5 A conforming to IEC 60947-5-1 B300, AC-15 (Ue = 240 V), Ie = 1.5 A conforming to IEC 60947-5-1 appendix A R300, DC-13 (Ue = 250 V), Ie = 0.1 A conforming to IEC 60947-5-1 R300, DC-13 (Ue = 250 V), Ie = 0.1 A conforming to IEC 60947-5-1 appendix A
[Ithe] Conventional Enclosed Thermal Current	6 A AC

Disclaimer: This documentation is not intended as a substitute for and is not to be used for determining suitability or reliability of these products for specific user applications

[Ui] Rated Insulation Voltage	300 V conforming to UL 508 400 V (pollution degree 3) conforming to IEC 60947-1 300 V conforming to CSA C22.2 No 14
Maximum Resistance Across Terminals	25 MOhm conforming to IEC 60255-7 category 3
[Uimp] Rated Impulse Withstand Voltage	4 kV conforming to IEC 60664 4 kV conforming to IEC 60947-1
Short-Circuit Protection	6 A cartridge fuse, type gG
Electrical Durability	5000000 cycles, DC-13, inductive load type, 24 V, 3 W, operating rate <3600 cyc/mn, load factor: 0.5, DC conforming to IEC 60947-5-1 appendix C 5000000 cycles, DC-13, inductive load type, 48 V, 2 W, operating rate <3600 cyc/mn, load factor: 0.5, DC conforming to IEC 60947-5-1 appendix C 5000000 cycles, DC-13, inductive load type, 120 V, 1 W, operating rate <3600 cyc/mn, load factor: 0.5, DC conforming to IEC 60947-5-1 appendix C
Mechanical Durability	10000000 cycles
Marking	II2 D-Ex tb IIIC T85°C Db IP66/67
Width	63 mm
Height	64 mm
Depth	30 mm

## Environment

Shock Resistance	50 gn for 11 ms conforming to IEC 60068-2-27
Vibration Resistance	25 gn (f= 10...500 Hz) conforming to IEC 60068-2-6
Electrical Shock Protection Class	Class I conforming to IEC 61140 Class I conforming to NF C 20-030
Ambient Air Temperature For Operation	-20...60 °C
Protective Treatment	TC
Dust Zone	Zone 21 - 22
Product Certifications	INERIS 04ATEX0014X IEC-Ex INE 17.0020X
Standards	IEC 60079-31 IEC 60079-0
Directives	2014/34/EU - ATEX directive

## Packing Units

Unit Type Of Package 1	PCE
Number Of Units In Package 1	1
Package 1 Height	9.500 cm
Package 1 Width	9.300 cm
Package 1 Length	23.300 cm
Package 1 Weight	328.000 g
Unit Type Of Package 2	S03
Number Of Units In Package 2	12
Package 2 Height	30.000 cm
Package 2 Width	30.000 cm
Package 2 Length	40.000 cm
Package 2 Weight	4.421 kg

# Contractual warranty

Warranty	18 months
----------	-----------

## Sustainability

**Green Premium™ label** is Schneider Electric's commitment to delivering products with best-in-class environmental performance. Green Premium promises compliance with the latest regulations, transparency on environmental impacts, as well as circular and low-CO<sub>2</sub> products.

**Guide to assessing product sustainability** is a white paper that clarifies global eco-label standards and how to interpret environmental declarations.


[Learn more about Green Premium >](#)

[Guide to assess a product's sustainability >](#)



RoHS/REACH

## Well-being performance

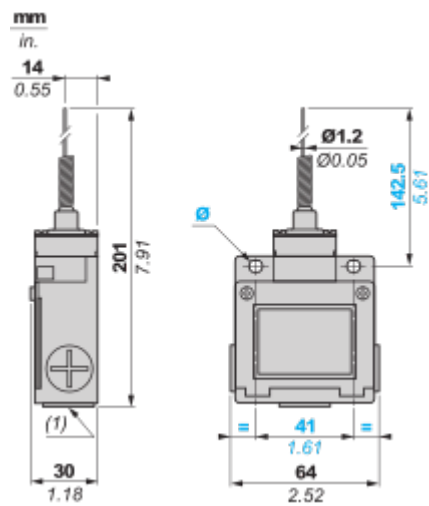
 Rohs Exemption Information [Yes](#)

## Certifications & Standards

Reach Regulation	<a href="#">REACH Declaration</a>
Eu Rohs Directive	Pro-active compliance (Product out of EU RoHS legal scope)
Circularity Profile	No need of specific recycling operations
California Proposition 65	WARNING: This product can expose you to chemicals including: Diisononyl phthalate (DINP), which is known to the State of California to cause cancer, and Diisodecyl phthalate (DIDP), which is known to the State of California to cause birth defects or other reproductive harm. For more information go to <a href="http://www.P65Warnings.ca.gov">www.P65Warnings.ca.gov</a>

Dimensions Drawings

Dimensions



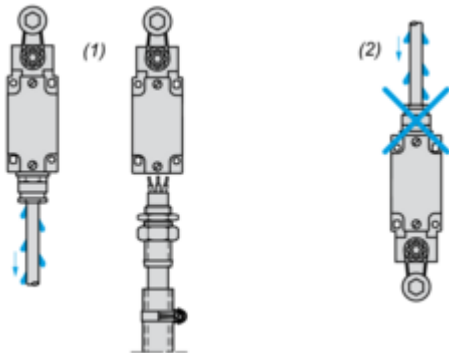
(1) 3 tapped entries M20 x 1.5  
Ø : 2 elongated holes Ø 5.2 x 6.2

Mounting and Clearance

Mounting with Cable Entry

---

Position of Cable Gland



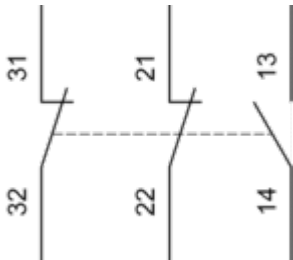
- (1) Recommended
- (2) To be avoided

Connections and Schema

Wiring Diagram

---

3-pole NC + NC + NO Snap Action

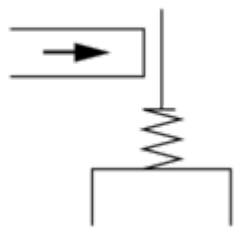


Technical Description

Characteristics of Actuation

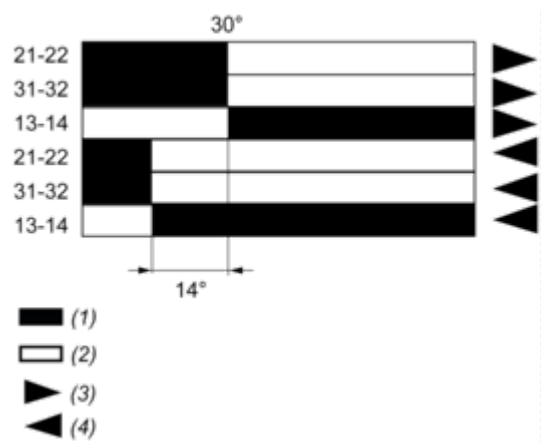
---

Switch Actuation by Any Moving Part





Functionnal Diagram



- (1) Closed
- (2) Open
- (3) Tripping
- (4) Resetting