

Product data sheet

Specifications



Monolithic pilot light, Harmony XB7,
plastic, red, 22mm, integral LED,
24V AC DC

XB7EV04BP

Main

| | |
|-------------------------------|---------------------|
| Range Of Product | Harmony XB7 |
| Product Or Component Type | Pilot light |
| Device Short Name | XB7 |
| Mounting Diameter | 22 mm |
| Sale Per Indivisible Quantity | 10 |
| Shape Of Signaling Unit Head | Round |
| Cap/Operator Or Lens Colour | Red |
| Light Source | LED |
| Bulb Base | Integral LED |
| [Us] Rated Supply Voltage | 24 V AC/DC 50/60 Hz |
| Device Presentation | Monolithic product |

Complementary

| | |
|--|---|
| Height | 29 mm |
| Width | 29 mm |
| Depth | 54 mm |
| Terminals Description Iso N°1 | (X1-X2)PL |
| Net Weight | 0.02 kg |
| Device Mounting | Fixing hole - diameter: 22.5 mm 22.3 +0.4/0 conforming to IEC 60947-5-1 |
| Fixing Center | >= 30 x 40 mm (support panel) metal - thickness: 1...6 mm >= 30 x 40 mm (support panel) plastic - thickness: 2...6 mm |
| Fixing Mode | Fixing nut beneath head: 2...2.4 N.m |
| Connections - Terminals | Screw clamp terminals, <= 2 x 1.5 mm² with cable end conforming to IEC 60947-1 Screw clamp terminals, 1 x 0.22...2 x 2.5 mm² without cable end conforming to IEC 60947-1 |
| Tightening Torque | 0.8...1.2 N.m conforming to IEC 60947-1 |
| Shape Of Screw Head | Cross compatible with JIS No 1 screwdriver Cross compatible with Philips no 1 screwdriver Cross compatible with pozidriv No 1 screwdriver Slotted compatible with flat Ø 4 mm screwdriver Slotted compatible with flat Ø 5.5 mm screwdriver |
| [Ui] Rated Insulation Voltage | 250 V (pollution degree 3) conforming to IEC 60947-1 |
| [Uimp] Rated Impulse Withstand Voltage | 6 kV conforming to IEC 60947-1 |
| Signalling Type | Steady |

Disclaimer: This documentation is not intended as a substitute for and is not to be used for determining suitability or reliability of these products for specific user applications

| | |
|-----------------------|------------------------------------|
| Supply Voltage Limits | 19.2...30 V DC 21.6...26.4 V AC |
| Current Consumption | 20...27 mA |
| Service Life | 70000 h at rated voltage and 25 °C |

Environment

| | |
|---------------------------------------|---|
| Protective Treatment | TH |
| Ambient Air Temperature For Storage | -40...70 °C |
| Ambient Air Temperature For Operation | -25...70 °C |
| Overvoltage Category | Class II conforming to IEC 60536 |
| Ip Degree Of Protection | IP20 (rear face) conforming to IEC 60529 IP65 (front face) conforming to IEC 60529 |
| Nema Degree Of Protection | NEMA 4 conforming to UL 50 E NEMA 12 conforming to UL 50 E |
| Standards | JIS C8201-5-1 UL 508 IEC 60947-5-1 CSA C22.2 No 14 IEC 60947-1 JIS C8201-1 |
| Vibration Resistance | 5 gn (f= 2...500 Hz) conforming to IEC 60068-2-6 |
| Shock Resistance | 50 gn (duration = 11 ms) for half sine wave acceleration conforming to IEC 60068-2-27 |
| Electromagnetic Compatibility | Disturbing field emission class B conforming to IEC 55011 |

Packing Units

| | |
|------------------------------|-----------|
| Unit Type Of Package 1 | PCE |
| Number Of Units In Package 1 | 1 |
| Package 1 Height | 3.000 cm |
| Package 1 Width | 3.000 cm |
| Package 1 Length | 5.200 cm |
| Package 1 Weight | 18.000 g |
| Unit Type Of Package 2 | BB1 |
| Number Of Units In Package 2 | 10 |
| Package 2 Height | 4.000 cm |
| Package 2 Width | 13.000 cm |
| Package 2 Length | 17.500 cm |
| Package 2 Weight | 184.000 g |
| Unit Type Of Package 3 | S01 |
| Number Of Units In Package 3 | 100 |
| Package 3 Height | 15.000 cm |
| Package 3 Width | 15.000 cm |
| Package 3 Length | 40.000 cm |
| Package 3 Weight | 2.156 kg |

Contractual warranty

Warranty

18 months

Sustainability

Green Premium™ label is Schneider Electric's commitment to delivering products with best-in-class environmental performance. Green Premium promises compliance with the latest regulations, transparency on environmental impacts, as well as circular and low-CO₂ products.

Guide to assessing product sustainability is a white paper that clarifies global eco-label standards and how to interpret environmental declarations.

[Learn more about Green Premium >](#)

[Guide to assess a product's sustainability >](#)



Transparency RoHS/REACH

Well-being performance

✓ Reach Free Of Svhc

✓ Toxic Heavy Metal Free

✓ Mercury Free

✓ Rohs Exemption Information [Yes](#)

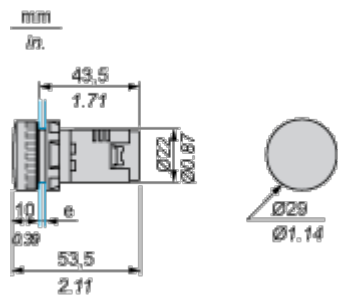
Certifications & Standards

| | |
|---------------------------|---|
| Reach Regulation | REACH Declaration |
| Eu Rohs Directive | Pro-active compliance (Product out of EU RoHS legal scope) EU RoHS Declaration |
| China Rohs Regulation | China RoHS declaration |
| Environmental Disclosure | Product Environmental Profile |
| Weee | The product must be disposed on European Union markets following specific waste collection and never end up in rubbish bins |
| Circularity Profile | End of Life Information |
| California Proposition 65 | WARNING: This product can expose you to chemicals including: Lead and lead compounds, which is known to the State of California to cause cancer and birth defects or other reproductive harm. For more information go to www.P65Warnings.ca.gov |

Dimensions Drawings

Pilot Light with Screw Terminal

Dimensions

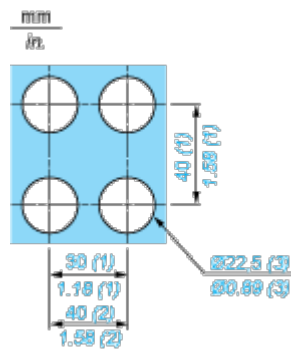


e Support panel thickness: 1 to 6 mm/0.4 to 0.24 in. (metal), 2 to 6 mm/0.8 to 0.24 in. (plastic).

Mounting and Clearance

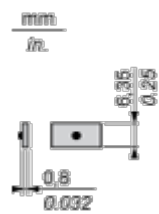
Mounting

Diameter of Finished Fixing Holes

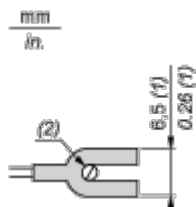


- (1) Minimum value.
- (2) 40 mm/1.58 in. for Emergency switching off pushbutton only.
- (3) Standard value: Ø 22.3 (0; + 0.4) mm/Ø 0.88 (0; + 0.02) in.

Faston Clip Connection



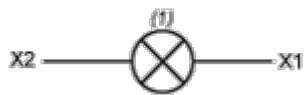
“U” Type Tag Connection



- (1) 6.5 mm/0.26 in. recommended, 7 mm/0.28 in. max.
- (2) M3 screw clamp terminal.

Connections and Schema

Wiring Diagram



(1) LED