

Product data sheet

Specifications



pendant control station XAC-B - 4 pushbuttons + 1 Emergency stop

XACB4935

Discontinued on: Oct 30, 2020

Discontinued

Main

Range Of Product	Harmony XAC
Product Or Component Type	Pendant control station
Device Short Name	XACB

Complementary

Enclosure Material	Glass reinforced polyester
Electrical Circuit Type	Power circuit
Enclosure Type	Ready for use enclosure
Control Station Application	Control of single speed hoist motor
Control Station Composition	4 push-buttons + 1 emergency stop
Control Button Type	Emergency stop push-button Ø 40 mm 3 NC trigger action First push-button 3-pole raise, slow Second push-button 3-pole lower, slow Fourth push-button 3-pole left, slow Third push-button 3-pole right, slow
Product Compatibility	XESD2201 for reversing operation XACS3991 for emergency stop
Mechanical Interlocking	With mechanical interlocking between pairs
Control Station Colour	Yellow
Connections - Terminals	Screw clamp terminals, 1 x 2.5 mm² with or without cable end Screw clamp terminals, 2 x 1.5 mm² with or without cable end
Standards	EN/ISO 13850: 2006 CSA C22.2 No 14 EN/IEC 60947-5-5 EN/IEC 60204-32 EN/IEC 60947-5-1
Product Certifications	CSA
Protective Treatment	TH
Ambient Air Temperature For Operation	-25...70 °C
Ambient Air Temperature For Storage	-40...70 °C
Vibration Resistance	15 gn (f= 10...500 Hz) conforming to IEC 60068-2-6
Shock Resistance	100 gn conforming to IEC 60068-2-27
Overvoltage Category	Class II conforming to IEC 61140
Ip Degree Of Protection	IP65 conforming to IEC 60529
Ik Degree Of Protection	IK08

Disclaimer: This documentation is not intended as a substitute for and is not to be used for determining suitability or reliability of these products for specific user applications

Mechanical Durability	1000000 cycles
Cable Entry	Rubber sleeve with stepped entry 10...22 mm
[Ithe] Conventional Enclosed Thermal Current	20 A
[Ui] Rated Insulation Voltage	Emergency stop contact: 400 V (pollution degree 3) conforming to IEC 60947-1 300 V conforming to CSA
[Uimp] Rated Impulse Withstand Voltage	6 kV conforming to IEC 60947-1
Contact Operation	Snap action
Operating Force	32 N push-button 40 N emergency stop
Short-Circuit Protection	12 A fuse protection by cartridge fuse type aM
Rated Power In Hp	3 hp at 240 V
Rated Operational Power In W	3000 W at 240 V 3000 W at 400 V
Electrical Durability	1000000 cycles AC-3, 3000 W at 400 V, operating rate <10 cyc/mn, load factor = 0.4 conforming to IEC 60947-3 appendix A 1000000 cycles AC-4, 3000 W at 400 V, operating rate <10 cyc/mn, load factor = 0.4 conforming to IEC 60947-3 appendix A 700000 cycles AC-3, 3000 W at 240 V, operating rate <10 cyc/mn, load factor = 0.4 conforming to IEC 60947-3 appendix A 700000 cycles AC-4, 3000 W at 240 V, operating rate <10 cyc/mn, load factor = 0.4 conforming to IEC 60947-3 appendix A
Terminals Description Iso N°1	(63-64)NO (13-14)NO (33-34)NO (23-24)NO (53-54)NO (73-74)NO
Terminals Description Iso N°2	(31-32)NC (21-22)NC (11-12)NC
Terminal Identifier	(11-12)NC (13-14)NO
Net Weight	1.39 kg

Contractual warranty

Warranty	18 months
----------	-----------

Sustainability



Green Premium™ label is Schneider Electric's commitment to delivering products with best-in-class environmental performance. Green Premium promises compliance with the latest regulations, transparency on environmental impacts, as well as circular and low-CO₂ products.

Guide to assessing product sustainability is a white paper that clarifies global eco-label standards and how to interpret environmental declarations.

[Learn more about Green Premium >](#)

[Guide to assess a product's sustainability >](#)

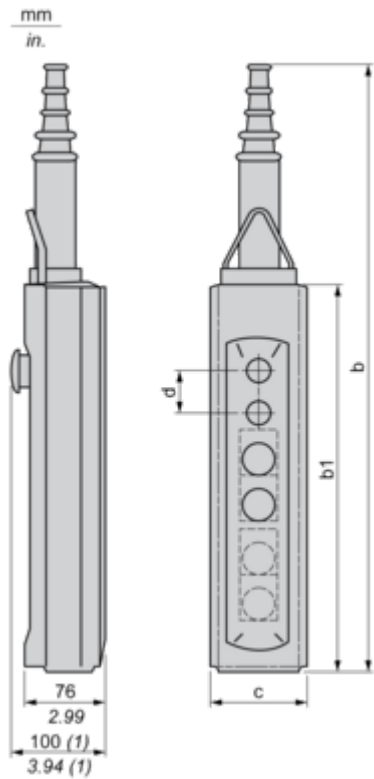
Well-being performance

 Mercury Free	
 Rohs Exemption Information	Yes
Reach Regulation	REACH Declaration
Eu Rohs Directive	Pro-active compliance (Product out of EU RoHS legal scope)
China Rohs Regulation	China RoHS declaration
Weee	The product must be disposed on European Union markets following specific waste collection and never end up in rubbish bins
California Proposition 65	WARNING: This product can expose you to chemicals including: Nickel compounds, which is known to the State of California to cause cancer, and Di-isodecyl phthalate (DIDP), which is known to the State of California to cause birth defects or other reproductive harm. For more information go to www.P65Warnings.ca.gov

Dimensions Drawings

Dimensions

Below drawing shows a product with 6 cut-outs. Select the number of cut-outs according to the product characteristics in order to get b, b1 and c dimensions.



(1) With mushroom head operator

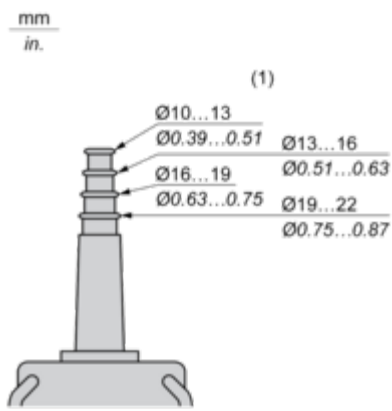
Dimensions in mm

Number of cut-outs	2	4	6	8	12
b	409	499	589	679	679
b1	220	310	400	490	490
c	98	98	98	98	98
d	40	40	40	40	30

Dimensions in in.

Number of cut-outs	2	4	6	8	12
b	16.10	19.64	23.19	26.73	26.73
b1	8.66	12.20	15.75	19.29	19.29
c	3.86	3.86	3.86	3.86	3.86
d	1.57	1.57	1.57	1.57	1.18

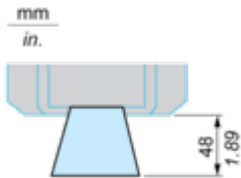
Protective cable sleeves



(1) Internal ø

Protective Guard

Dimensions



Connections and Schema

Control of Single-Speed Reversing Motor 3-Phase switching, Reversing by 2-Phase Inversion

With XESD2201 contact block, to be ordered separately

