



Main

Range of product	Lexium TAS
Product or component type	Linear table
Product specific application	For 1 direction
Load position	On carriage
Drive type	Ball screw
Guide type	Twin ball

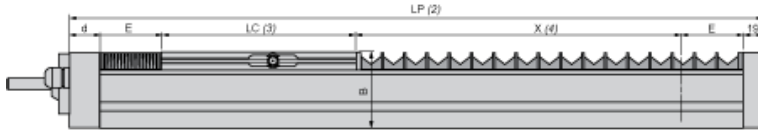
Complementary

Operating position	Horizontal
Function available	Different types of motor mounting
Distance per revolution	5 mm
Diameter	20 mm for ball screw
Axial backlash	0.04 mm for ball screw
Operating force	≤ 2580 N for Fx ≤ 3550 N for Fy ≤ 8380 N for Fz positive ≤ 4190 N for Fz negative
Maximum speed	0.25 m/s
Acceleration	≤ 2 m/s ²
Max. drive torque	≤ 2.7 N.m
Max. torque	≤ 205 N.m for Mx ≤ 335 N.m for My ≤ 285 N.m for Mz
Min. ... Max. stroke	11...1500 mm
Repeat accuracy	+/- 0.02 mm
Outer dimension	200 x 59 mm
Service life	10000 km

Contractual warranty

Warranty period	18 months
-----------------	-----------

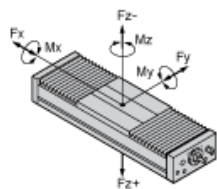
Dimensions



- (2) LP : total length of axis. Length rounded down to the nearest whole number. Using the example of a Lexium TAS 41 linear table and a desired stroke of
- (3) LC : length of carriage
- (4) X : stroke, depending on application

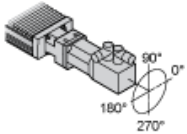
B		d		E		LC		LP
mm	in.	mm	in.			mm	in.	
80	3.15	29	1.14	= (LP - 278 mm / 10.94 in. - X)/2		230	9.05	= 339 mm / 13.35 in. + (X multiplied by 1.15054)

Forces and Torques Exerted on the Lexium TAS Linear Table

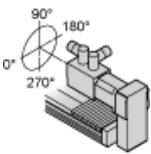


Possible Types of Interface for the Drive Element and Motor Orientations

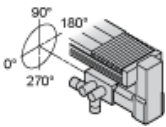
Motor in the Table Axis, Driven Directly



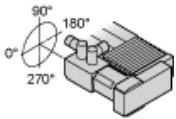
Motor Above Table, Driven by Belt



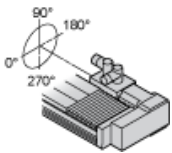
Motor Below Table, Driven by Belt



Motor to Left of Table, Driven by Belt



Motor to Right of Table, Driven by Belt



With Shaft (Without Connection, Without Motor)

