

# Product data sheet

Specifications



## temperature control relay RTC - 48x48 mm - 100..240 V AC - 2 SSR, alarm

RTC48PUN1SSHU

 **Discontinued on:** Jan 27, 2022

 **Discontinued**

### Main

Range Of Product	Zelio Control
Product Or Component Type	Modular measurement and control relays
Relay Type	Temperature control relays
Product Specific Application	Industrial machines HVAC Heating or cooling Packaging
Relay Name	RTC

### Complementary

Outer Dimension	1/16 DIN 48 x 48 mm
Analogue Input Type	Thermocouple (thermocouple J, K, R, B, S, T, E, N, PLII, C(W/Re5-26)) Temperature probe (temperature probe: Pt 100, JPt 100) Voltage 0...1 V DC Voltage 0...5 V DC Voltage 1...5 V DC Voltage 0...10 V DC Current 0...20 mA Current 4...20 mA
[Us] Rated Supply Voltage	100...240 V AC
Supply Voltage Limits	85...264 V
Measurement Accuracy	0.2 % full scale
Sampling Duration	250 ms
Number Of Outputs	1 solid state output for output 2 1 solid state output for output 1
Output Type	Solid state output at 12 V DC / 40 mA
Alarm Output	1 C/O
Power Consumption In Va	8 VA at 250 V AC
Function Available	Auto tuning PID
Marking	CE
Operating Position	Any position
Display Type	11 segments LCD
Display Digits	5

Disclaimer: This documentation is not intended as a substitute for and is not to be used for determining suitability or reliability of these products for specific user applications

Signalling Function	Process value green, orange and red Output status (OUT1, OUT2) orange Alarm status (EV1, EV2) orange Transmission/reception activity (TX/TR) orange Setpoint value green
Mounting Support	Panel
Net Weight	120 g

## Environment

Standards	EN 61010-1 CSA C22.2 No 24-93 EN 61326-1
Product Certifications	cURus (873)
Ambient Air Temperature For Storage	-25...80 °C
Ambient Air Temperature For Operation	0...50 °C
Relative Humidity	35...85 % without condensation
Vibration Resistance	1 gn (f= 10...55 Hz) conforming to IEC 60068-2-6
Shock Resistance	10 gn conforming to IEC 60068-2-27
Ip Degree Of Protection	IP66 (front face) conforming to IEC 60529 IP20 (rear)
Nema Degree Of Protection	NEMA 4X front face

## Packing Units

Unit Type Of Package 1	PCE
Number Of Units In Package 1	1
Package 1 Height	6.1 cm
Package 1 Width	6.4 cm
Package 1 Length	8.7 cm
Package 1 Weight	135 g

## Sustainability

**Green Premium™** label is Schneider Electric's commitment to delivering products with best-in-class environmental performance. Green Premium promises compliance with the latest regulations, transparency on environmental impacts, as well as circular and low-CO<sub>2</sub> products.

**Guide to assessing product sustainability** is a white paper that clarifies global eco-label standards and how to interpret environmental declarations.


[Learn more about Green Premium >](#)

[Guide to assess a product's sustainability >](#)



Transparency

## Well-being performance

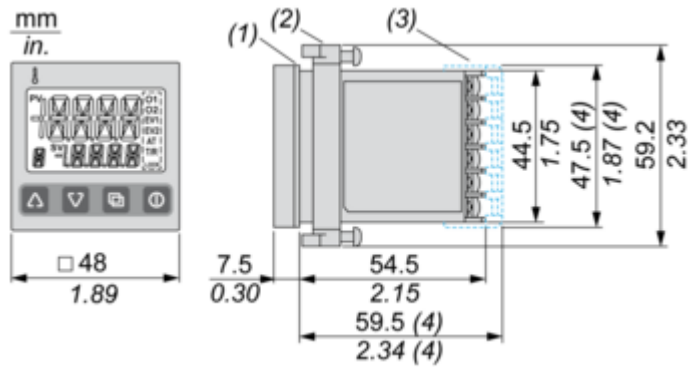
 Mercury Free

Eu Rohs Directive	Not applicable, out of EU RoHS legal scope
China Rohs Regulation	<a href="#">China RoHS declaration</a>
Environmental Disclosure	<a href="#">Product Environmental Profile</a>
Weee	The product must be disposed on European Union markets following specific waste collection and never end up in rubbish bins
Circularity Profile	<a href="#">End of Life Information</a>
California Proposition 65	WARNING: This product can expose you to chemicals including: Lead and lead compounds, which is known to the State of California to cause cancer and birth defects or other reproductive harm. For more information go to <a href="http://www.P65Warnings.ca.gov">www.P65Warnings.ca.gov</a>

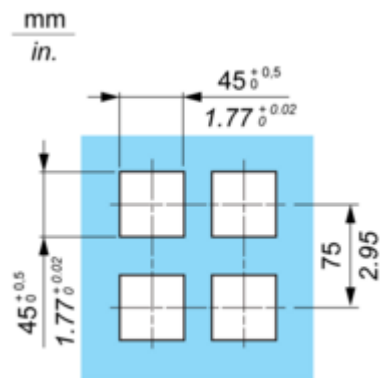
Dimensions Drawings

48 x 48 Size – 1/16 DIN Standard

Panel Mounting : Mounting Frame Supplied



- (1) Gasket  
(2) Mounting frame  
(3) Terminal cover, to be ordered separately.  
(4) When Terminal cover (sold separately) is used  
Panel cut-out

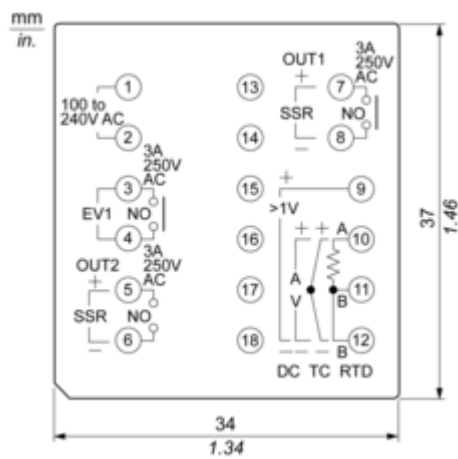


Side stick mounting: n units (water-proof property lost in this case)



Connections and Schema

Wiring Diagram



- EV : Alarm output  
OUT : Control output  
DC : DC current or DC voltage input  
TC : Thermocouple input  
RTD : Resistance temperature detector input  
SSR : Solid State relay