

Product data sheet

Specifications



Converter for Optimum Pt100 probes, Harmony Analog, temperature transmitter, 100...100 degree COr 148...212 degree F

RMPT23BD

Main

Range Of Product	Harmony Analog
Product Or Component Type	Converter for Optimum Pt100 probes
Analogue Input Type	Temperature probe - 100...100 °C/- 148...212 °F Pt 100 2, 3 or 4 wires
Analogue Output Type	Voltage 0...10 V >= 100 kOhm

Complementary

Protection Type	Reverse polarity protection on power supply Overvoltage protection on output (+/- 30 V) Reverse polarity protection on output Short-circuit protection on output
Abnormal Analogue Output Voltage	-15...-11 V when no input or input wire broken 11...15 V when no input or input wire broken
Abnormal Analogue Output Current	-30...0 mA when no input or input wire broken 22...30 mA when no input or input wire broken
[Us] Rated Supply Voltage	24 V DC non isolated +/- 20 %
Current Consumption	<= 40 mA for voltage output <= 60 mA for current output
Local Signalling	LED (green) for power ON
Measurement Error	+/- 0.5 % of full scale (3 or 4 wires) at 20 °C (temporary performance degradation when subject to electromagnetic interference) +/- 1 % of full scale (2 wires) at 20 °C
Repeat Accuracy	+/- 0.2 % full scale at 20 °C +/- 0.6 % full scale at 60 °C
Temperature Coefficient	150 ppm/°C
Maximum Wiring Resistance	0.2 Ohm connection in 2 wires
Clamping Connection Capacity	2 x 1.5 mm² 1 x 2.5 mm²
Tightening Torque	0.6...1.1 N.m
Marking	CE
Surge Withstand	0.5 kV during 1.2/50 µs conforming to IEC 61000-4-5
[Ui] Rated Insulation Voltage	2000 V
Fixing Mode	Clip-on (35 mm symmetrical DIN rail) Fixed (mounting plate)
Safety Reliability Data	B10d = 40564 MTTFd = 43.9 years
Net Weight	0.12 kg

Disclaimer: This documentation is not intended as a substitute for and is not to be used for determining suitability or reliability of these products for specific user applications

Environment

Electromagnetic Compatibility	Electrostatic discharge - test level: 6 kV level 3 (contact discharge) conforming to IEC 61000-4-2 Electrostatic discharge - test level: 8 kV level 3 (air discharge) conforming to IEC 61000-4-2
Standards	IEC 60947-1 IEC 60584-1 DIN 43760 IEC 60751
Product Certifications	CSA UL GL
Ip Degree Of Protection	IP20 (terminal block) IP50 (housing)
Fire Resistance	850 °C conforming to IEC 60695-2-1 850 °C conforming to UL
Shock Resistance	50 gn for 11 ms conforming to IEC 60068-2-27
Vibration Resistance	5 gn (f= 10...100 Hz) conforming to IEC 60068-2-6
Resistance To Fast Transients	1 kV (on input-output) conforming to IEC 61000-4-4 2 kV (on power supply) conforming to IEC 61000-4-4
Disturbance Radiated/Conducted	CISPR 22 group 1 - class B CISPR 11
Ambient Air Temperature For Storage	-40...85 °C
Ambient Air Temperature For Operation	0...50 °C mounting side by side 0...60 °C 2 cm spacing
Pollution Degree	2 conforming to IEC 60664-1

Packing Units

Unit Type Of Package 1	PCE
Number Of Units In Package 1	1
Package 1 Height	2.7 cm
Package 1 Width	8.2 cm
Package 1 Length	8.5 cm
Package 1 Weight	108.0 g
Unit Type Of Package 2	S02
Number Of Units In Package 2	47
Package 2 Height	15 cm
Package 2 Width	30 cm
Package 2 Length	40 cm
Package 2 Weight	5.584 kg
Unit Type Of Package 3	P06
Number Of Units In Package 3	752
Package 3 Height	75 cm
Package 3 Width	40 cm
Package 3 Length	80 cm
Package 3 Weight	106.216 kg

Contractual warranty

Warranty	18 months
----------	-----------

Sustainability

Green Premium™ label is Schneider Electric's commitment to delivering products with best-in-class environmental performance. Green Premium promises compliance with the latest regulations, transparency on environmental impacts, as well as circular and low-CO₂ products.

Guide to assessing product sustainability is a white paper that clarifies global eco-label standards and how to interpret environmental declarations.

[Learn more about Green Premium >](#)

[Guide to assess a product's sustainability >](#)



Transparency RoHS/REACH

Well-being performance



Mercury Free



RoHS Exemption Information

Yes

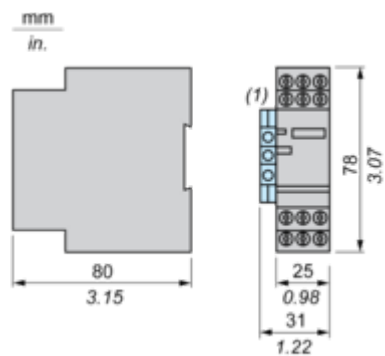
Certifications & Standards

Reach Regulation	REACH Declaration
Eu Rohs Directive	Pro-active compliance (Product out of EU RoHS legal scope)
China Rohs Regulation	China RoHS declaration
Environmental Disclosure	Product Environmental Profile
Weee	The product must be disposed on European Union markets following specific waste collection and never end up in rubbish bins
Circularity Profile	End of Life Information
California Proposition 65	WARNING: This product can expose you to chemicals including: Nickel compounds, which is known to the State of California to cause cancer, and Di-isodecyl phthalate (DIDP), which is known to the State of California to cause birth defects or other reproductive harm. For more information go to www.P65Warnings.ca.gov

Dimensions Drawings

Analog Interface (Converter)

Dimensions

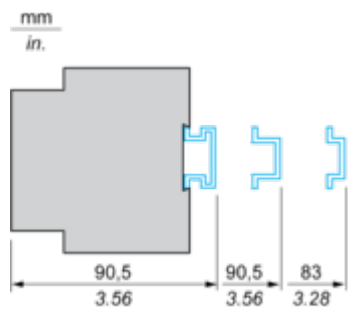


(1) Terminal block AB1TP435U or AB1RRNTP435U2

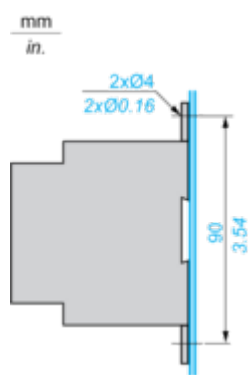
Mounting and Clearance

Mounting

Mounting on Rails AM1.....



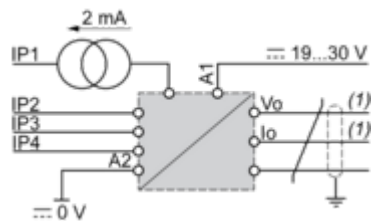
Panel Mounting



Connections and Schema

Analog Interface: Converter for Optimum Pt100 Probe

Wiring Diagram



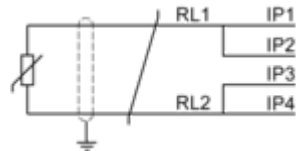
(1) Use 1 output only.

The input, output and power supply lines must be kept away from the power cables to avoid effects due to induced interference.

The supply, input and output cables must be shielded as indicated in the schemes and must be kept away from each other.

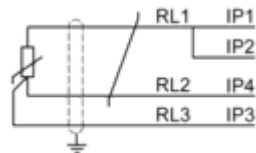
Input Connections

2-wire type



$$RL1 + RL2 \leq 200 \text{ m}\Omega$$

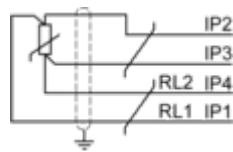
3-wire type



$$RL1 = RL2 = RL3$$

$$RL1 + RL2 \geq 200 \text{ }\Omega$$

4-wire type



$$RL1 + RL2 \leq 200 \text{ }\Omega$$