

# Product data sheet

Specifications



## Circuit breaker, EasyPact MVS, 3 Poles, 4000A, 50kA, MDO, ETV6, drawout, manual

MVS40N3MW6V

### Main

Range	EasyPact
Product Name	MVS40N
Device Short Name	MVS40N
Product Or Component Type	Circuit breaker
Device Application	Distribution
Poles Description	3P
Protected Poles Description	3P 3d
[In] Rated Current	4000 A at 40 °C
Network Type	AC
[Ue] Rated Operational Voltage	690 V AC 50/60 Hz conforming to IEC 60947-2
Breaking Capacity Code	N
Suitability For Isolation	Yes conforming to IEC 60947-2
Utilisation Category	Category B
Trip Unit Name	ETV6G
Trip Unit Technology	Electronic
Trip Unit Rating	4000 A

### Complementary

Network Frequency	50/60 Hz
Control Type	Manually operated
Mounting Mode	Drawout
Mounting Support	Rail Base plate
Connection Position	Horizontal Vertical
Location Of Connection	Rear
[Ui] Rated Insulation Voltage	1000 V AC 50/60 Hz conforming to IEC 60947-2
[Uimp] Rated Impulse Withstand Voltage	12 kV conforming to IEC 60947-2
Circuit Breaker Ct Rating	4000 A
Breaking Capacity	55 kA Icu at 220...440 V AC 50/60 Hz conforming to IEC 60947-2
[Ics] Rated Service Breaking Capacity	55 kA (Ics) at 220...440 V AC 50/60 Hz conforming to IEC 60947-2

Disclaimer: This documentation is not intended as a substitute for and is not to be used for determining suitability or reliability of these products for specific user applications

<b>Mechanical Durability</b>	20000 cycles (with maintenance) conforming to IEC 60947-2 10000 cycles (without maintenance) conforming to IEC 60947-2
<b>Electrical Durability</b>	Category B: 5000 cycles 440 V AC 50/60 Hz without maintenance conforming to IEC 60947-2 Category B: 2500 cycles 690 V AC 50/60 Hz without maintenance conforming to IEC 60947-2
<b>Connection Pitch</b>	115 mm without spreader
<b>Contact Position Indicator</b>	Yes
<b>[Icm] Rated Short-Circuit Making Capacity</b>	121 kA (Icm) at 220...440 V AC 50/60 Hz conforming to IEC 60947-2
<b>[Icw] Rated Short-Time Withstand Current</b>	42 kA (1 s) at 690 V AC 50/60 Hz conforming to IEC 60947-2 55 kA (1 s) at 220...440 V AC 50/60 Hz conforming to IEC 60947-2 30 kA (3 s) at 440/690 V AC 50/60 Hz conforming to IEC 60947-2
<b>Trip Unit Protection Functions</b>	LSIG
<b>Protection Type</b>	Overload protection (long time) Short time short-circuit protection Instantaneous short-circuit protection Earth fault
<b>Fault Indication</b>	Earth fault Internal fault Overload Short-circuit
<b>Long Time Pick-Up Adjustment Type Ir</b>	Adjustable 9 settings
<b>Long Time Pick-Up Adjustment Range</b>	0.4...1 x In
<b>Long Time Delay Adjustment Type</b>	Adjustable 9 settings
<b>[Tr] Long-Time Delay Adjustment Range</b>	0.5...24 s at 6 x Ir
<b>Short-Time Pick-Up Adjustment Type Isd</b>	Adjustable 9 settings
<b>[Isd] Short-Time Pick-Up Adjustment Range</b>	1.5...10 x Ir
<b>Short-Time Delay Adjustment Type</b>	Adjustable 5 settings
<b>[Tsd] Short-Time Delay Adjustment Range</b>	100...400 ms
<b>Instantaneous Pick-Up Adjustment Type Ii</b>	Adjustable 9 settings
<b>Instantaneous Pick-Up Adjustment Range</b>	2...15 x In Off
<b>Ground-Fault Pick-Up Adjustment Type</b>	Adjustable 9 settings
<b>Ground-Fault Time Delay Adjustment Type -Tg</b>	Adjustable 5 settings
<b>[Tg] Ground-Fault Time Delay Adjustment Range</b>	100...400 ms
<b>[Ig] Ground-Fault Pick-Up Adjustment Range</b>	500...1200 A
<b>Zone Selective Interlocking Zsi</b>	With
<b>Display Type</b>	Digital display
<b>Type Of Measurement</b>	Voltage
<b>Current Sensor Rating Range</b>	1000/4000 A
<b>Maximum Breaking Time</b>	25 ms
<b>Maximum Closing Response Time</b>	70 ms
<b>Height</b>	439 mm
<b>Width</b>	441 mm
<b>Depth</b>	395 mm

Net Weight	90 kg
------------	-------

## Environment

Standards	IEC 60947-2
Product Certifications	IEC GOST CCS CCC
Pollution Degree	4 conforming to IEC 60664-1
Ip Degree Of Protection	IP40
Ambient Air Temperature For Operation	-5...70 °C
Ambient Air Temperature For Storage	-40...85 °C without control unit -25...85 °C with control unit

## Packing Units

Unit Type Of Package 1	PCE
Number Of Units In Package 1	1
Package 1 Height	42.0 cm
Package 1 Width	35.0 cm
Package 1 Length	50.0 cm
Package 1 Weight	38.0 kg

## Contractual warranty

Warranty	18 months
----------	-----------

## Sustainability

**Green Premium™ label** is Schneider Electric's commitment to delivering products with best-in-class environmental performance. Green Premium promises compliance with the latest regulations, transparency on environmental impacts, as well as circular and low-CO<sub>2</sub> products.

**Guide to assessing product sustainability** is a white paper that clarifies global eco-label standards and how to interpret environmental declarations.

[Learn more about Green Premium >](#)

[Guide to assess a product's sustainability >](#)



Transparency   RoHS/REACH

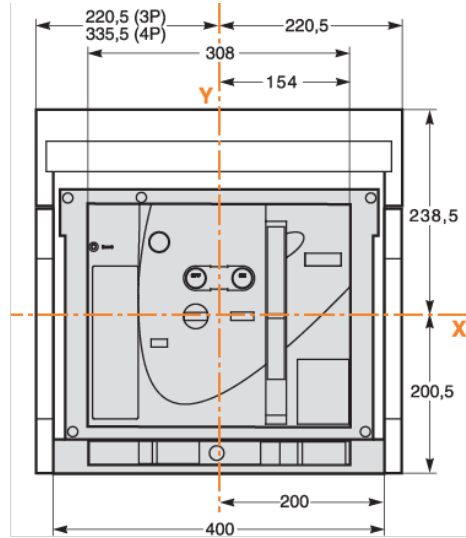
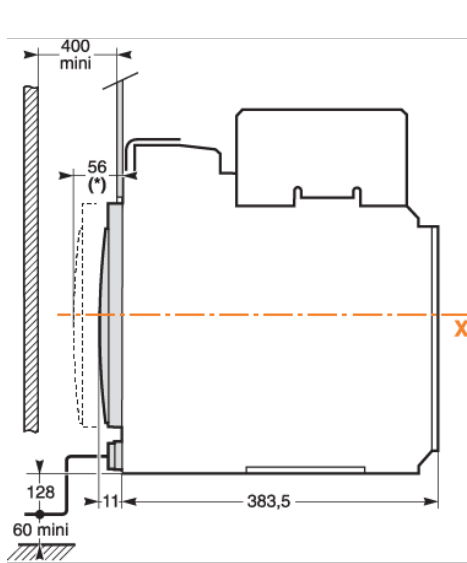
## Well-being performance

✓ Mercury Free

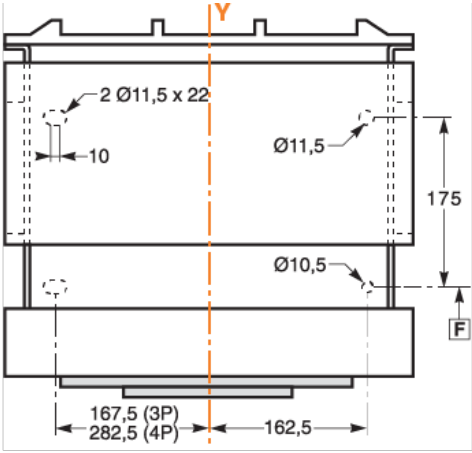
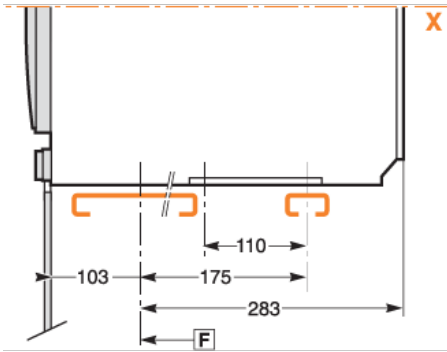
✓ Rohs Exemption Information   [Yes](#)

## Certifications & Standards

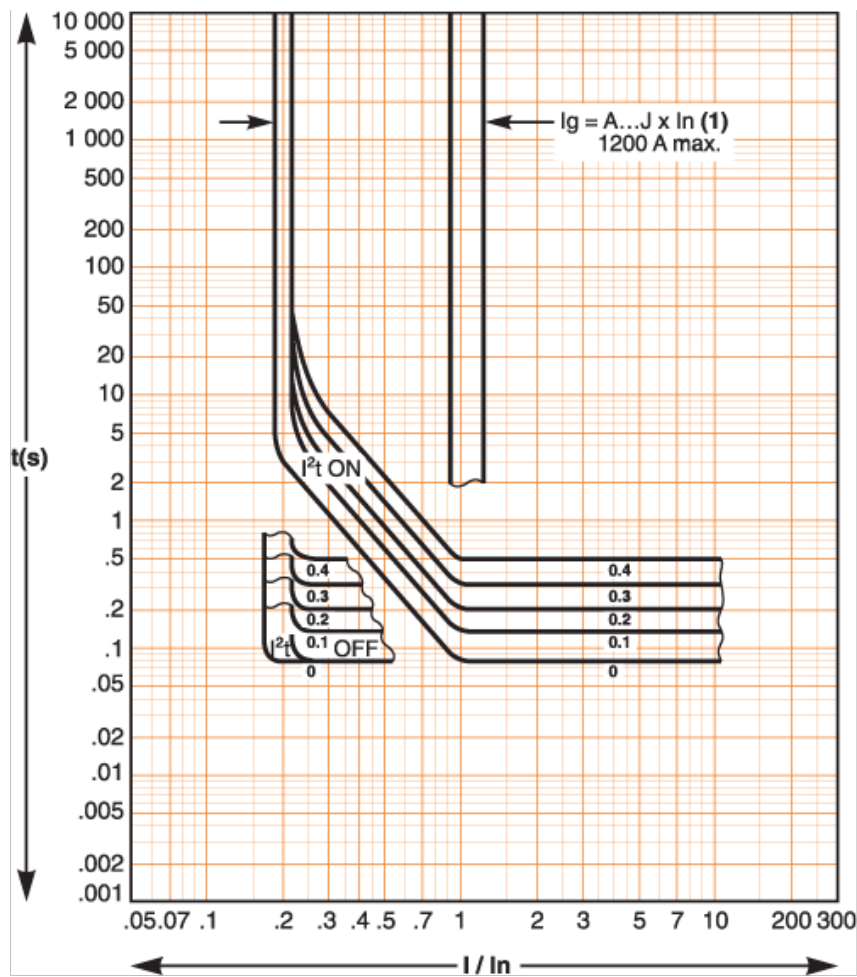
Reach Regulation	<a href="#">REACH Declaration</a>
Eu Rohs Directive	Compliant with Exemptions
China Rohs Regulation	<a href="#">China RoHS declaration</a> Product out of China RoHS scope. Substance declaration for your information
Environmental Disclosure	<a href="#">Product Environmental Profile</a>
Circularity Profile	<a href="#">End of Life Information</a>



Assembly

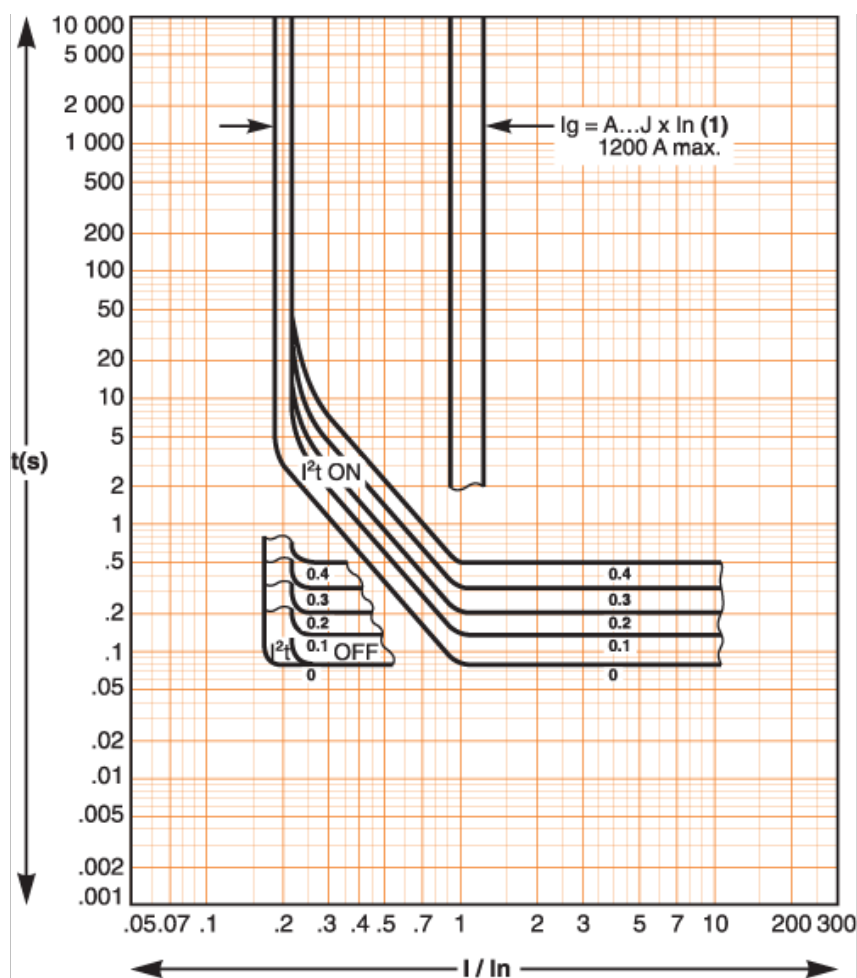


Performance Curves



(1)

$I_g = \ln \times \dots$	A	B	C	D	E	F	G	H	J
$\ln \leq 400 \text{ A}$	0.3	0.3	0.4	0.5	0.6	0.7	0.8	0.9	1
$400 \text{ A} < \ln \leq 1000 \text{ A}$	0.2	0.3	0.4	0.5	0.6	0.7	0.8	0.9	1
$\ln \geq 1250 \text{ A}$	500	640	720	800	880	960	1040	1120	1200



(1)

$I_g = I_n \times \dots$	A	B	C	D	E	F	G	H	J
$I_n \leq 400 \text{ A}$	0.3	0.3	0.4	0.5	0.6	0.7	0.8	0.9	1
$400 \text{ A} < I_n \leq 1000 \text{ A}$	0.2	0.3	0.4	0.5	0.6	0.7	0.8	0.9	1
$I_n \geq 1250 \text{ A}$	500	640	720	800	880	960	1040	1120	1200