

Product data sheet

Specifications



circuit breaker EasyPact Vigi
CVS160F, 36 kA at 415 VAC, 160 A
rating TM-D trip unit, MH Vigi
module, 4P 4d

LV516413

! Discontinued

! Discontinued on: Dec 1, 2021

! End-of-service on: Feb 23, 2022

Main

Range	EasyPact
Product Name	EasyPact CVS
Device Short Name	Vigi CVS160F
Product Or Component Type	Earth leakage circuit breaker
Device Application	Distribution
Poles Description	4P
Protected Poles Description	4D
Earth Leakage Protection (Vigi Add On)	With
[In] Rated Current	160 A at 40 °C
Network Type	AC
Utilisation Category	Category A
[Icu] Breaking Capacity	36 kA Icu at 440 V AC 50/60 Hz conforming to IEC 60947-2 36 kA Icu at 380/415 V AC 50/60 Hz conforming to IEC 60947-2 70 kA Icu at 220/240 V AC 50/60 Hz conforming to IEC 60947-2
Trip Unit Name	TM-D
Trip Unit Technology	Thermal-magnetic
Trip Unit Rating	160 A at 40 °C
Protection Type	Overload protection (thermal) Short-circuit protection (magnetic) Earth-leakage protection

Complementary

[Uimp] Rated Impulse Withstand Voltage	8 kV conforming to EN/IEC 60947-2
Network Frequency	50/60 Hz
Breaking Capacity Code	F
[Ics] Rated Service Breaking Capacity	18 kA at 440 V AC 50/60 Hz conforming to IEC 60947-2 36 kA at 380/415 V AC 50/60 Hz conforming to IEC 60947-2 70 kA at 220/240 V AC 50/60 Hz conforming to IEC 60947-2
Neutral Position	Left
Mechanical Durability	25000 cycles
Electrical Durability	12000 cycles 415 V In conforming to IEC 60947-2

Disclaimer: This documentation is not intended as a substitute for and is not to be used for determining suitability or reliability of these products for specific user applications

Control Type	Toggle
Thermal Protection Adjustment Range	112...160 A
Neutral Protection Setting	1 x Ir (4D)
Long Time Pick-Up Adjustment Type Ir	Adjustable
Long Time Pick-Up Adjustment Range	0.7...1 x In
Long Time Delay Adjustment Type	Fixed
Instantaneous Pick-Up Adjustment Type Ii	Fixed
Instantaneous Pick-Up Adjustment Range	1250 A
Earth-Leakage Add-On Module Name	MH
Earth-Leakage Protection Class	Class A
Residual Earth-Leakage Sensitivity Adjustment Type	Adjustable 5 settings
[I _{Δn}] Residual Earth-Leakage Sensitive Adjustment	0.3 A 1 A 3 A 10 A 30 A
Residual Earth-Leakage Time Delay Adjustment Type	Adjustable 5 settings
[Δt] Residual Earth-Leakage Time Delay Adjustment	0 ms 40 ms 60 ms 140 ms 150 ms 300 ms 310 ms 800 ms
Contact Position Indicator	Yes
Mounting Mode	Fixed
Mounting Support	Backplate
Upside Connection	Front
Downside Connection	Front
Connections - Terminals	Screw connection
Connection Pitch	35 mm
Compatibility Code	CVS160
Width	140 mm
Depth	86 mm
Height	236 mm
Net Weight	2.3 kg

Environment

Standards	EN 60947-2 IEC 60947-2
Product Certifications	IEC GOST
Electrical Shock Protection Class	Class II
Pollution Degree	3 conforming to IEC 60664-1
Ip Degree Of Protection	IP40
Ambient Air Temperature For Operation	-25...70 °C
Ambient Air Temperature For Storage	-50...85 °C

Packing Units

Unit Type Of Package 1	PCE
Number Of Units In Package 1	1
Package 1 Height	15.8 cm
Package 1 Width	9 cm
Package 1 Length	13.8 cm
Package 1 Weight	2.8 kg

Contractual warranty

Warranty	18 months
----------	-----------

Sustainability

Green Premium™ label is Schneider Electric's commitment to delivering products with best-in-class environmental performance. Green Premium promises compliance with the latest regulations, transparency on environmental impacts, as well as circular and low-CO₂ products.

Guide to assessing product sustainability is a white paper that clarifies global eco-label standards and how to interpret environmental declarations.

[Learn more about Green Premium >](#)

[Guide to assess a product's sustainability >](#)



Transparency RoHS/REACH

Well-being performance

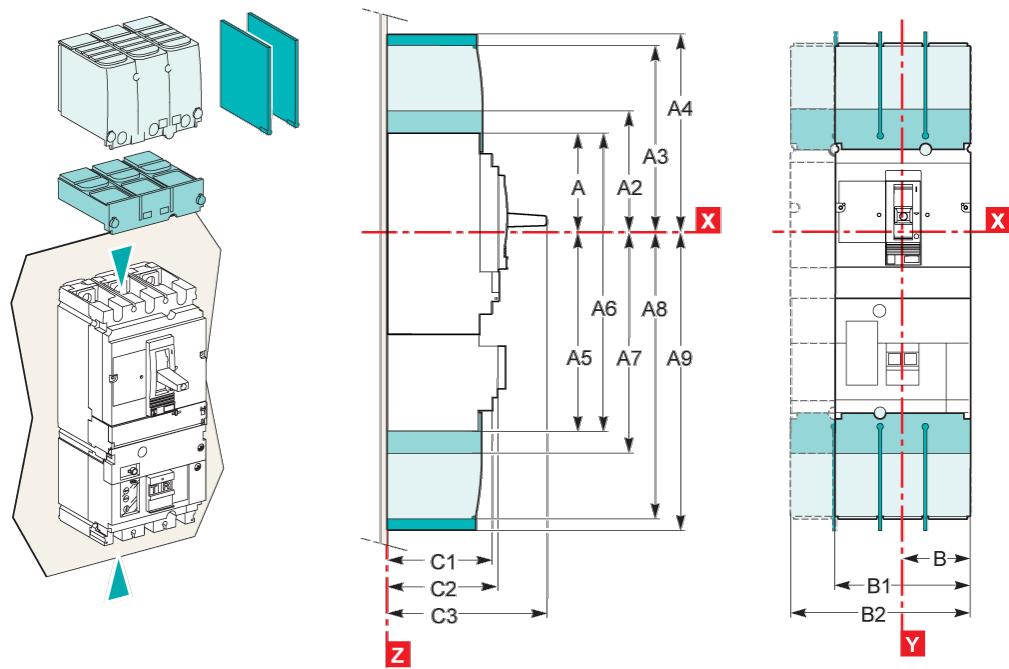
✓ Mercury Free

✓ Rohs Exemption Information [Yes](#)

Certifications & Standards

Eu Rohs Directive	Compliant EU RoHS Declaration
China Rohs Regulation	China RoHS declaration Product out of China RoHS scope. Substance declaration for your information
Environmental Disclosure	Product Environmental Profile
Weee	The product must be disposed on European Union markets following specific waste collection and never end up in rubbish bins
Circularity Profile	End of Life Information

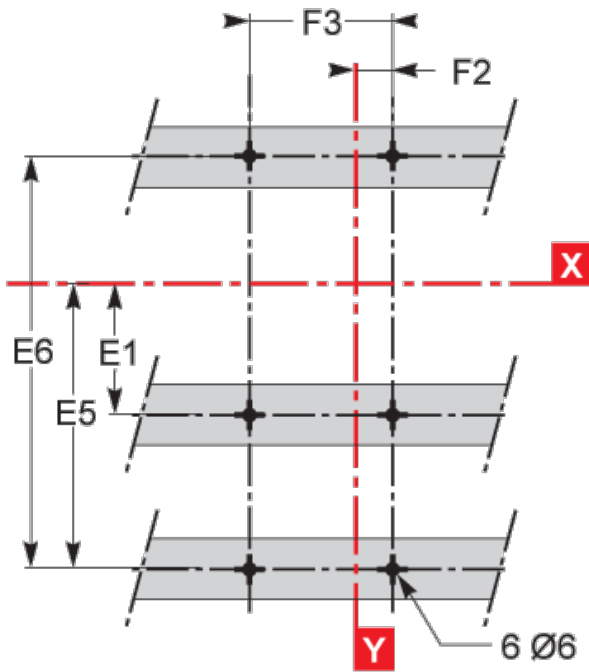
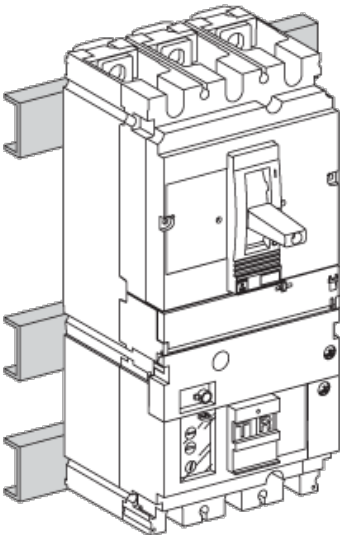
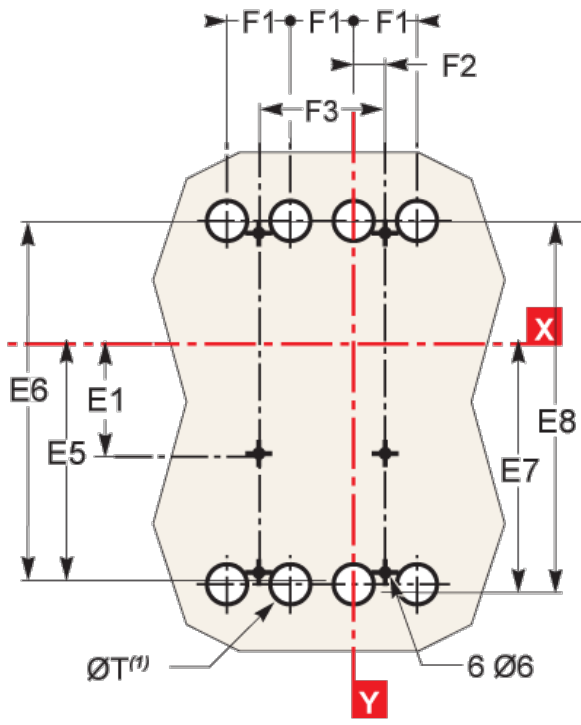
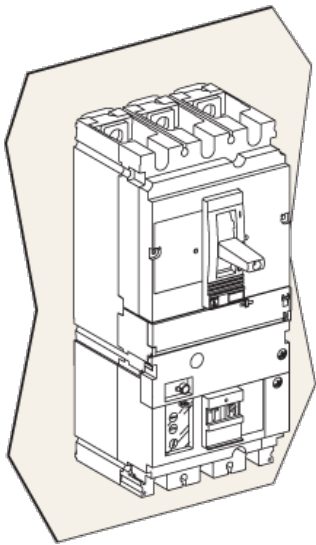
Dimensions Drawings



Type	A	A1	A2	A3	A4	A5	A6	A7	A8	A9	B	B1	B2	C1	C2	C3	E1
CVS100M60/250	80.5	101	64	140	170.5	155.5	236	109	220	253.5	52.5	105	140	81	86	111 ^(*)	62.5
CVS400/630	127.5	255	142.5	300	297	227.5	355	342.5	300	337	70	140	185	95.5	110	168	100
Type	E2	E3	E4	E5	E6	E7	E8	F1	F2	F3	G1	G2	G3	G4	G5	ØT	U
CVS100M60/250	125	70	140	137.5	200	145	215	35	17.5	70	55	75	13.5	33	17.5	24	y32
CVS400/630	200	113.5	227	200	300	213.5	327	45	22.5	90	-	-	-	-	-	32	y35

 C3-126mm for EasyRect CVS2500.F

Assembly



Type	A	A1	A2	A3	A4	A5	A6	A7	A8	A9	B	B1	B2	C1	C2	C3	E1
CVS100/160/250	80.5	161	64	140	170.5	155.5	236	109	220	253.5	52.5	105	140	81	86	111 ⁽¹⁾	82.5
CVS400/630	127.5	255	142.5	200	287	277.5	355	242.5	300	337	70	140	185	95.5	110	168	100
Type	E2	E3	E4	E5	E6	E7	E8	F1	F2	F3	G1	G2	G3	G4	G5	ØT	U
CVS100/160/250	125	70	140	137.5	200	145	215	35	17.5	70	55	75	13.5	23	17.5	24	y32
CVS400/630	200	113.5	227	200	300	213.5	327	45	22.5	90	-	-	-	-	-	32	y35

 C3-126mm for Easy-Post CVS2500.F

Performance Curves

