

Product data sheet

Specifications



TeSys Deca contactor , 4P(4 NO) ,
AC-1 , <= 440V, 40 A , 115V AC
50/60 Hz coil, lugs-ring terminals

LC1DT406FE7

ⓘ Discontinued

Main

Range	TeSys
Range Of Product	TeSys Deca
Product Or Component Type	Contactor
Device Short Name	LC1D
Contactor Application	Resistive load
Utilisation Category	AC-1 AC-3 AC-3e AC-4
Poles Description	4P
[Ue] Rated Operational Voltage	Power circuit: <= 690 V AC 25...400 Hz Power circuit: <= 300 V DC
[Ie] Rated Operational Current	40 A (at <60 °C) at <= 440 V AC AC-1 for power circuit
[Uc] Control Circuit Voltage	115 V AC 50/60 Hz

Complementary

Compatibility Code	LC1D
Pole Contact Composition	4 NO
Contact Compatibility	M6
Protective Cover	With
[Ith] Conventional Free Air Thermal Current	10 A (at 60 °C) for signalling circuit 40 A (at 60 °C) for power circuit
Irms Rated Making Capacity	140 A AC for signalling circuit conforming to IEC 60947-5-1 250 A DC for signalling circuit conforming to IEC 60947-5-1 450 A at 440 V for power circuit conforming to IEC 60947
Rated Breaking Capacity	450 A at 440 V for power circuit conforming to IEC 60947
[Icw] Rated Short-Time Withstand Current	50 A 40 °C - 10 min for power circuit 120 A 40 °C - 1 min for power circuit 240 A 40 °C - 10 s for power circuit 380 A 40 °C - 1 s for power circuit 100 A - 1 s for signalling circuit 120 A - 500 ms for signalling circuit 140 A - 100 ms for signalling circuit
Associated Fuse Rating	10 A gG for signalling circuit conforming to IEC 60947-5-1 63 A gG at <= 690 V coordination type 1 for power circuit 40 A gG at <= 690 V coordination type 2 for power circuit
Average Impedance	2 mOhm - Ith 40 A 50 Hz for power circuit
Power Dissipation Per Pole	3.2 W AC-1

Disclaimer: This documentation is not intended as a substitute for and is not to be used for determining suitability or reliability of these products for specific user applications

[Ui] Rated Insulation Voltage	Power circuit: 600 V CSA certified Power circuit: 600 V UL certified Signalling circuit: 690 V conforming to IEC 60947-1 Signalling circuit: 600 V CSA certified Signalling circuit: 600 V UL certified Power circuit: 690 V conforming to IEC 60947-4-1
Overvoltage Category	III
Pollution Degree	3
[Uimp] Rated Impulse Withstand Voltage	6 kV conforming to IEC 60947
Safety Reliability Level	B10d = 1369863 cycles contactor with nominal load conforming to EN/ISO 13849-1 B10d = 20000000 cycles contactor with mechanical load conforming to EN/ISO 13849-1
Mechanical Durability	15 Mcycles
Electrical Durability	1.4 Mcycles 40 A AC-1 at $U_e \leq 440$ V
Control Circuit Type	AC at 50/60 Hz
Coil Technology	Without built-in suppressor module
Control Circuit Voltage Limits	0.3...0.6 U_c (-40...70 °C):drop-out AC 50/60 Hz 0.8...1.1 U_c (-40...60 °C):operational AC 50 Hz 0.85...1.1 U_c (-40...60 °C):operational AC 60 Hz 1...1.1 U_c (60...70 °C):operational AC 50/60 Hz
Inrush Power In I_a	70 VA 60 Hz cos phi 0.75 (at 20 °C) 70 VA 50 Hz cos phi 0.75 (at 20 °C)
Hold-In Power Consumption In I_a	7.5 VA 60 Hz cos phi 0.3 (at 20 °C) 7 VA 50 Hz cos phi 0.3 (at 20 °C)
Heat Dissipation	2...3 W at 50/60 Hz
Operating Time	4...19 ms opening 12...22 ms closing
Maximum Operating Rate	3600 cyc/h 60 °C
Connections - Terminals	Control circuit: lugs-ring terminals - external diameter: 8 mm Power circuit: lugs-ring terminals - external diameter: 8 mm
Tightening Torque	Control circuit: 1.7 N.m - on lugs-ring terminals - with screwdriver flat Ø 6 mm M3.5 Control circuit: 1.7 N.m - on lugs-ring terminals - with screwdriver Philips No 2 M3.5 Power circuit: 1.8 N.m - on lugs-ring terminals - with screwdriver flat Ø 6 mm M3.5 Power circuit: 1.8 N.m - on lugs-ring terminals - with screwdriver Philips No 2 M3.5
Auxiliary Contact Composition	1 NO + 1 NC
Auxiliary Contacts Type	type mechanically linked 1 NO + 1 NC conforming to IEC 60947-5-1 type mirror contact 1 NC conforming to IEC 60947-4-1
Signalling Circuit Frequency	25...400 Hz
Minimum Switching Voltage	17 V for signalling circuit
Minimum Switching Current	5 mA for signalling circuit
Insulation Resistance	> 10 MOhm for signalling circuit
Non-Overlap Time	1.5 ms on de-energisation between NC and NO contact 1.5 ms on energisation between NC and NO contact
Mounting Support	Plate Rail

Environment

Standards	CSA C22.2 No 14 EN 60947-4-1 EN 60947-5-1 IEC 60947-4-1 IEC 60947-5-1 UL 508
-----------	---

Product Certifications	GOST UL GL LROS (Lloyds register of shipping) CCC DNV CSA BV RINA
Ip Degree Of Protection	IP20 front face conforming to IEC 60529
Protective Treatment	TH conforming to IEC 60068-2-30
Climatic Withstand	conforming to IACS E10 exposure to damp heat conforming to IEC 60947-1 Annex Q category D exposure to damp heat
Permissible Ambient Air Temperature Around The Device	-60...80 °C storage -40...60 °C operation 60...70 °C with derating
Operating Altitude	0...3000 m
Fire Resistance	850 °C conforming to IEC 60695-2-1
Flame Retardance	V1 conforming to UL 94
Mechanical Robustness	Vibrations contactor open (2 Gn, 5...300 Hz) Vibrations contactor closed (4 Gn, 5...300 Hz) Shocks contactor closed (15 Gn for 11 ms) Shocks contactor open (8 Gn for 11 ms)
Height	91 mm
Width	45 mm
Depth	99 mm
Net Weight	0.425 kg

Packing Units

Unit Type Of Package 1	PCE
Number Of Units In Package 1	1

Contractual warranty

Warranty	18 months
----------	-----------

Sustainability






Green Premium™ label is Schneider Electric's commitment to delivering products with best-in-class environmental performance. Green Premium promises compliance with the latest regulations, transparency on environmental impacts, as well as circular and low-CO₂ products.

Guide to assessing product sustainability is a white paper that clarifies global eco-label standards and how to interpret environmental declarations.

[Learn more about Green Premium >](#)

[Guide to assess a product's sustainability >](#)

Well-being performance

 Refreshable Of Svhc	
 Toxic Heavy Metal Free	
 Mercury Free	
 Rohs Exemption Information	Yes
 Pvc Free	
<hr/>	
Eu Rohs Directive	Compliant EU RoHS Declaration
<hr/>	
China Rohs Regulation	China RoHS declaration Pro-active China RoHS declaration (out of China RoHS legal scope)
<hr/>	
Weee	The product must be disposed on European Union markets following specific waste collection and never end up in rubbish bins
<hr/>	