

K2B003TL

body for switch - 1 pole - 90° - 20 A - screw mounting



ⓘ Discontinued

K2B003TL has not been replaced. Please contact your customer care center for more information.

Main

Range of product	Harmony K
Product or component type	Cam switch body
Component name	K2
[I _{th}] conventional free air thermal current	20 A
Sub-assembly composition	Contact blocks + fixing plate
Cam switch function	OFF-ON switch
Return	Spring return from 120° to 90°
Off position	With Off position
Poles description	1P
Switching positions	Right: 0° - 90° - 120°
Product mounting	Front mounting
Fixing mode	Multifixing
Bezel material	Plastic

Complementary

Switching angle	90 °
[U _i] rated insulation voltage	690 V degree of pollution 3 conforming to IEC 60947-1
[I _{the}] conventional enclosed thermal current	16 A
Rated operational power in W	4000 W AC-3 / 690 V 3 phases conforming to IEC 947-3 14000 W AC-21 / 400 V 3 phases conforming to IEC 947-3 4000 W AC-3 / 500 V 3 phases conforming to IEC 947-3 2200 W AC-3 / 230 V 3 phases conforming to IEC 947-3 5500 W AC-23A / 400 V 3 phases conforming to IEC 947-3 5500 W AC-23A / 690 V 3 phases conforming to IEC 947-3 4000 W AC-23A / 230 V 3 phases conforming to IEC 947-3 8000 W AC-21 / 230 V 3 phases conforming to IEC 947-3 4000 W AC-3 / 400 V 3 phases conforming to IEC 947-3 17000 W AC-21 / 500 - 660 V 3 phases conforming to IEC 947-3 2200 W AC-3 / 400 V 1 phase conforming to IEC 947-3 5500 W AC-23A / 500 V 3 phases conforming to IEC 947-3 1300 W AC-3 / 230 V 1 phase conforming to IEC 947-3
[I _e] rated operational current AC	2 A at 500 V AC-15 conforming to IEC 947-5-1 3 A at 400 V AC-15 conforming to IEC 947-5-1 4 A at 230 V AC-15 conforming to IEC 947-5-1 8 A at 400 V AC-3 3 phases conforming to IEC 947-3

Disclaimer: This documentation is not intended as a substitute for and is not to be used for determining suitability or reliability of these products for specific user applications

	10.8 A at 400 V AC-23A 3 phases conforming to IEC 947-3 14.6 A at 230 V AC-23A 3 phases conforming to IEC 947-3 4.7 A at 690 V AC-3 3 phases conforming to IEC 947-3 6.4 A at 690 V AC-23A 3 phases conforming to IEC 947-3 6.5 A at 500 V AC-3 3 phases conforming to IEC 947-3 8.3 A at 230 V AC-3 3 phases conforming to IEC 947-3 8.9 A at 500 V AC-23A 3 phases conforming to IEC 947-3
Electrical durability	200000 cycles AC-23 200000 cycles AC-3 600000 cycles AC-15 600000 cycles AC-21
Operating rate	2.5 cyc/mn AC-21 2.5 cyc/mn AC-23 2.5 cyc/mn AC-3 8.333 cyc/mn AC-15
Short-circuit current	10000 A
Short-circuit protection	20 A by cartridge fuse, type gG
[Uimp] rated impulse withstand voltage	4 kV in isolating function 6 kV conforming to IEC 947-1
Contact operation	Slow-break
Positive opening	With
Electrical connection	Captive screw clamp terminals flexible, 2 x 1.5 mm ² Captive screw clamp terminals solid, 1 x 2.5 mm ²
Mechanical durability	1000000 cycles
Product weight	0.101 kg

Environment

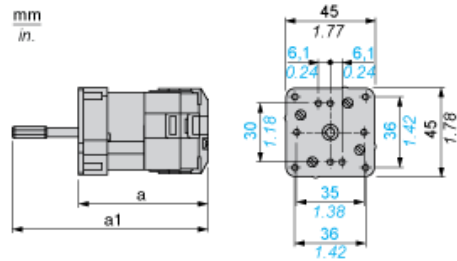
Standards	CENELEC EN 50013 EN/IEC 60947-3 for power circuit EN/IEC 60947-5-1 for control circuit
Product certifications	CSA 240 V 1 hp 1 phase CSA 240 V 3 hp 3 phases 2 -pole(s) UL 240 V 1 hp 3 phases UL 240 V 0.33 hp 1 phase 2 -pole(s)
Protective treatment	TC
Ambient air temperature for operation	-25...55 °C
Ambient air temperature for storage	-40...70 °C
Shock resistance	30 gn conforming to IEC 68-2-27
Vibration resistance	5 gn, 10...150 Hz conforming to IEC 68-2-6
Electrical shock protection class	Class II conforming to IEC 536 Class II conforming to NF C 20-030

Contractual warranty

Warranty period	18 months
-----------------	-----------

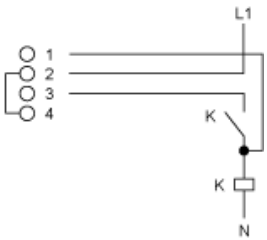
Body

Front Mounting "Multi-Fixing", 2 or 4 Screws

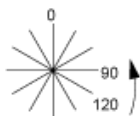


a 53 mm/2.09 in.
a1 77 mm/3.03 in.

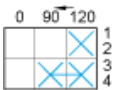
Link Positions (Factory Mounted)



Angular Position of Switch



Switching Program



Convention Used for Switching Program Representation

Contact closed

Contact closed in 2 positions and maintained between the 2 positions

Sealed assembly for auto-maintain control

Overlapping contacts

Spring return position: for a switching angle of 90°, spring return is over 30° after the last position (for a maximum of 3 simultaneous contacts).

Example:

