



Main

Range of product	Harmony K
Product or component type	Cam switch body
Component name	K1
[Ith] conventional free air thermal current	12 A
Sub-assembly composition	Contact blocks + fixing plate
Cam switch function	Stepping switch
Off position	Without Off position
Poles description	1P
Switching positions	Right: 0° - 45° - 90° - 135° - 180°
Mounting location	Front
Fixing mode	Ø 22 mm hole
Bezel material	Metal

Complementary

Number of steps	5
Switching angle	45 °
[Ui] rated insulation voltage	690 V degree of pollution 3 conforming to IEC 60947-1
[Ithe] conventional enclosed thermal current	10 A
Rated operational power in W	600 W AC-3 / 230 V 1 phase conforming to IEC 947-3 1500 W AC-3 / 400 V 1 phase conforming to IEC 947-3 1100 W AC-3 / 230 V 3 phases conforming to IEC 947-3 8300 W AC-21 / 400 V 3 phases conforming to IEC 947-3 1500 W AC-3 / 690 V 3 phases conforming to IEC 947-3 2200 W AC-23A / 400 V 3 phases conforming to IEC 947-3 1500 W AC-3 / 500 V 3 phases conforming to IEC 947-3 2200 W AC-23A / 500 V 3 phases conforming to IEC 947-3 1500 W AC-3 / 400 V 3 phases conforming to IEC 947-3 1500 W AC-23A / 230 V 3 phases conforming to IEC 947-3 2200 W AC-23A / 690 V 3 phases conforming to IEC 947-3 4800 W AC-21 / 230 V 3 phases conforming to IEC 947-3 10500 W AC-21 / 500 - 660 V 3 phases conforming to IEC 947-3
[Ie] rated operational current AC	1 A at 500 V AC-15 conforming to IEC 947-5-1 2 A at 400 V AC-15 conforming to IEC 947-5-1 3 A at 230 V AC-15 conforming to IEC 947-5-1

Disclaimer: This documentation is not intended as a substitute for and is not to be used for determining suitability or reliability of these products for specific user applications

	1.8 A at 690 V AC-3 3 phases conforming to IEC 947-3 2.8 A at 500 V AC-3 3 phases conforming to IEC 947-3 2.8 A at 690 V AC-23A 3 phases conforming to IEC 947-3 3.3 A at 400 V AC-3 3 phases conforming to IEC 947-3 3.8 A at 500 V AC-23A 3 phases conforming to IEC 947-3 4.6 A at 230 V AC-3 3 phases conforming to IEC 947-3 4.8 A at 400 V AC-23A 3 phases conforming to IEC 947-3 5.6 A at 230 V AC-23A 3 phases conforming to IEC 947-3
Electrical durability	1000000 cycles AC-15 1000000 cycles AC-21 500000 cycles AC-23 500000 cycles AC-3
Operating rate	2.5 cyc/mn AC-21 2.5 cyc/mn AC-23 2.5 cyc/mn AC-3 8.333 cyc/mn AC-15
Short-circuit current	10000 A
Short-circuit protection	16 A by cartridge fuse, type gG
[Uimp] rated impulse withstand voltage	4 kV in isolating function 6 kV conforming to IEC 947-1
Contact operation	Slow-break
Positive opening	With
Electrical connection	Captive screw clamp terminals flexible, 2 x 1.5 mm ² Captive screw clamp terminals solid, 1 x 2.5 mm ²
Mechanical durability	1000000 cycles
Product weight	0.208 kg

Environment

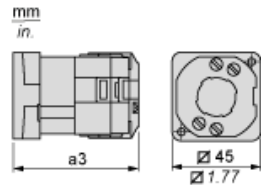
Standards	CENELEC EN 50013 EN/IEC 60947-3 for power circuit EN/IEC 60947-5-1 for control circuit
Product certifications	CSA 240 V 1 hp 1 phase CSA 240 V 3 hp 3 phases 2 -pole(s) UL 240 V 1 hp 3 phases UL 240 V 0.33 hp 1 phase 2 -pole(s)
Protective treatment	TC
Ambient air temperature for operation	-25...55 °C
Ambient air temperature for storage	-40...70 °C
Shock resistance	30 gn conforming to IEC 68-2-27
Vibration resistance	5 gn, 10...150 Hz conforming to IEC 68-2-6

Contractual warranty

Warranty period	18 months
-----------------	-----------

Body with Metal Base, Secured by Needle Screws

Front Mounting by $\varnothing 22$ mm/0.87 in. Hole

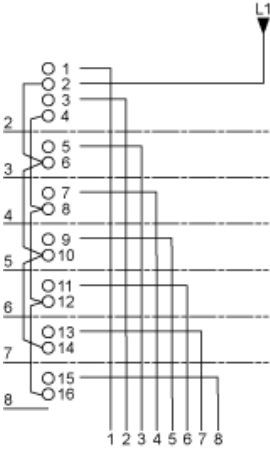


a3 75 mm/2.95 in.

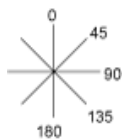
Link Positions (Factory Mounted)

Diagram for 2 to 8-step Stepping Switches

Select the number of steps according to the product characteristics.




Angular Position of Switch



Switching Program

Diagram for 2 to 8-step Stepping Switches

Select the number of steps according to the product characteristics.



Convention Used for Switching Program Representation

Contact closed

Contact closed in 2 positions and maintained between the 2 positions

Sealed assembly for auto-maintain control

Overlapping contacts

Spring return position: for a switching angle of 90°, spring return is over 30° after the last position (for a maximum of 3 simultaneous contacts).

Example:

