

# Product data sheet

Specifications



## brushless dc motor 24..36 V - Profibus DP interface - L = 174 mm - 54:1

ILE1B661PC1A6

⚠ Discontinued - Service only

⚠ Discontinued on: Feb 1, 2023

⚠ To be end-of-service on: Dec 31, 2026

### Main

Range Of Product	Lexium integrated drive
Product Or Component Type	Motion integrated drive
Device Short Name	ILE
Motor Type	Brushless DC motor
Number Of Motor Poles	6
Network Number Of Phases	Single phase
[Us] Rated Supply Voltage	24 V 36 V
Network Type	DC
Communication Interface	Profibus DP, integrated
Length	229 mm
Winding Type	Medium speed of rotation and medium torque
Electrical Connection	Industrial connector
Holding Brake	Without
Gear Box Type	Worm gear, 3 stages
Reduction Ratio	54:1 (1715:32)
Nominal Speed	75 rpm at 24 V 75 rpm at 36 V
Nominal Torque	5.8 N.m at 24 V 6 N.m at 36 V

### Complementary

Transmission Rate	9.6, 19.2, 45.45, 93.75, 187.5, 500, 1500, 3000, 6000 and 12000 kbauds
Mounting Support	Flange
Motor Flange Size	66 mm
Number Of Motor Stacks	1
Centring Collar Diameter	36 mm
Number Of Mounting Holes	2
Mounting Holes Diameter	4.4 mm
Feedback Type	BLDC encoder
Shaft End	Hole

Disclaimer: This documentation is not intended as a substitute for and is not to be used for determining suitability or reliability of these products for specific user applications

Second Shaft	Without second shaft end
Supply Voltage Limits	18...40 V
Current Consumption	7000 mA peak 5500 mA maximum continuous
Associated Fuse Rating	10 A
Input/Output Type	4 signals (each be used as input or output)
Voltage State 0 Guaranteed	-3...4.5 V
Voltage State 1 Guaranteed	15...30 V
Discrete Input Current	10 mA at 24 V on/STO_A for safety input 3 mA at 24 V on/STO_B for safety input 2 mA at 24 V for 24 V signal interface
Discrete Output Voltage	23...25 V
Maximum Switching Current	100 mA per output 200 mA total
Protection Type	Safe torque off Overload of output voltage Short circuit of the output voltage
Maximum Supply Current	0.1 A (power stage disabled) 6.8 A at 24 V 3.8 A at 36 V
Nominal Output Power	45 W at 24 V 47 W at 36 V
Peak Stall Torque	11.66 N.m at 36 V 8.42 N.m at 24 V
Continuous Stall Torque	7.9 N.m
Detent Torque	6.5 N.m
Speed Feedback Resolution	12 points/turn motor 0.56° gearbox output
Accuracy Error	+/- 1 point
Maximum Torsional Backlash	1 °
Rotor Inertia	430 kg.cm²
Maximum Mechanical Speed	93 rpm
Maximum Radial Force Fr	200 N
Maximum Axial Force Fa	80 N
Service Life In Hours	6000 h bearing
Marking	CE
Type Of Cooling	Natural convection
Net Weight	2.3 kg

## Environment

Standards	EN/IEC 61800-3 EN 61800-3:2001, second environment EN 61800-3 : 2001-02 EN/IEC 50178 EN 50347 IEC 61800-3, Ed 2 IEC 60072-1
Product Certifications	TÜV cUL UL

Ambient Air Temperature For Operation	50...65 °C (with power derating of 2 % per °C) 0...50 °C (without derating)
Permissible Ambient Air Temperature Around The Device	105 °C power amplifier 110 °C motor
Ambient Air Temperature For Storage	-25...70 °C
Operating Altitude	<= 1000 m without derating
Relative Humidity	15...85 % without condensation
Vibration Resistance	20 m/s² (f= 10...500 Hz) 10 cycles conforming to EN/IEC 60068-2-6
Shock Resistance	150 m/s² 1000 shocks conforming to EN/IEC 60068-2-29
Ip Degree Of Protection	IP41 shaft bushing: conforming to EN/IEC 60034-5 IP54 total except shaft bushing: conforming to EN/IEC 60034-5

## Packing Units

Unit Type Of Package 1	PCE
Number Of Units In Package 1	1
Package 1 Height	9.0 cm
Package 1 Width	19.0 cm
Package 1 Length	38.5 cm
Package 1 Weight	2.25 kg

## Contractual warranty

Warranty	18 months
----------	-----------

## Sustainability

**Green Premium™** label is Schneider Electric's commitment to delivering products with best-in-class environmental performance. Green Premium promises compliance with the latest regulations, transparency on environmental impacts, as well as circular and low-CO<sub>2</sub> products.

**Guide to assessing product sustainability** is a white paper that clarifies global eco-label standards and how to interpret environmental declarations.

[Learn more about Green Premium >](#)

[Guide to assess a product's sustainability >](#)



Transparency   RoHS/REACH

## Well-being performance

✓ Mercury Free

✓ Rohs Exemption Information   [Yes](#)

✓ Pvc Free

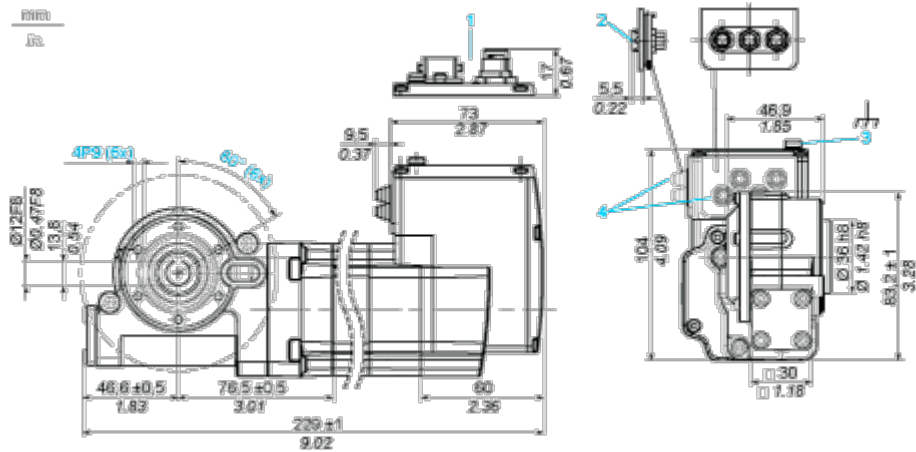
## Certifications & Standards

Reach Regulation	<a href="#">REACH Declaration</a>
Eu Rohs Directive	Pro-active compliance (Product out of EU RoHS legal scope)
China Rohs Regulation	<a href="#">China RoHS declaration</a>
Environmental Disclosure	<a href="#">Product Environmental Profile</a>
Weee	The product must be disposed on European Union markets following specific waste collection and never end up in rubbish bins
Circularity Profile	<a href="#">End of Life Information</a>
California Proposition 65	WARNING: This product can expose you to chemicals including: Lead and lead compounds, which is known to the State of California to cause cancer and birth defects or other reproductive harm. For more information go to <a href="http://www.P65Warnings.ca.gov">www.P65Warnings.ca.gov</a>

## Dimensions Drawings

### Integrated Drive with Worm Gear

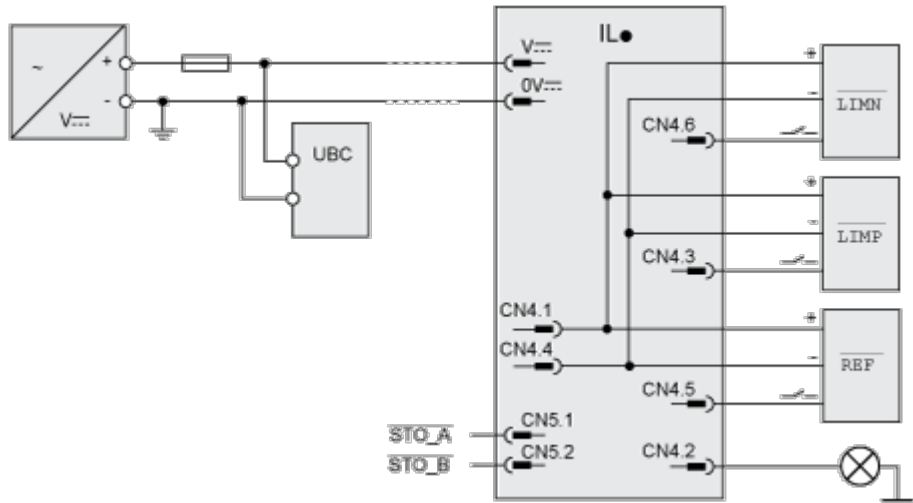
## Dimensions



- 1 Option: industrial connectors
- 2 Accessories: I/O signal insert with industrial connectors
- 3 Earth (ground) terminal
- 4 Accessories: cable entries  $\varnothing = 3 \dots 9 \text{ mm}/0.12 \dots 0.35 \text{ in.}$

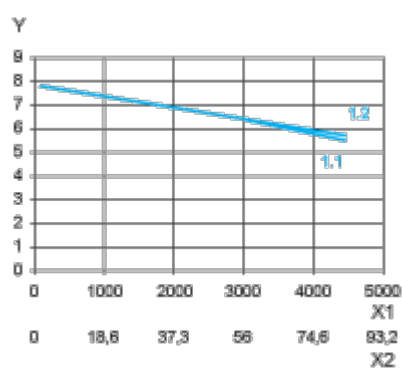
Connections and Schema

Connection Example with 4 I/O Signals



Performance Curves

Torque Characteristics



- X1 Speed of rotation of motor in rpm
- X2 Speed of rotation of gearing in rpm
- Y Torque in Nm
- 1.1 Max. torque at 24 V
- 1.2 Max. torque at 36 V