

Product data sheet

Specifications



Modular contactor, TeSys GC, AC-7a, 63A, 4NC, 24VAC coil

GC6304B5

⚠ Discontinued on: Dec 29, 2022

⚠ Discontinued

Main

Range	TeSys
Product Name	TeSys GC
Product Or Component Type	Modular contactor
Device Short Name	GC63
Contactor Application	Lighting Motor control Heating

Complementary

Utilisation Category	AC-7A AC-7B
Poles Description	4P
Power Pole Contact Composition	4 NC
[Ue] Rated Operational Voltage	<= 250 V AC
[Ie] Rated Operational Current	63 A AC-7A 25 A AC-7B
Operating Position	30°/vertical
Control Circuit Type	AC at 50 Hz
[Uc] Control Circuit Voltage	24 V AC 50 Hz
[Uimp] Rated Impulse Withstand Voltage	4 kV
[Ith] Conventional Free Air Thermal Current	63 A (at 50 °C) for power circuit
Irms Rated Making Capacity	200 A at 400 V AC for power circuit conforming to IEC 61095
Rated Breaking Capacity	200 A at 400 V for power circuit conforming to IEC 61095
[Icw] Rated Short-Time Withstand Current	504 A 40 °C - 10 s for power circuit 157 A 40 °C - 30 s for power circuit
Associated Fuse Rating	63 A gL at <= 440 V for power circuit
Average Impedance	2 mOhm - Ith 63 A 50 Hz for power circuit
[Ui] Rated Insulation Voltage	500 V conforming to IEC 61095 500 V conforming to VDE 0110
Electrical Durability	AC-7A: 100000 cycles AC-7B: 100000 cycles
Power Dissipation Per Pole	8 W
Control Type	Remote control

Disclaimer: This documentation is not intended as a substitute for and is not to be used for determining suitability or reliability of these products for specific user applications

Mounting Mode	Clip-on
Mounting Support	DIN rail
Standards	IEC 61095 IEC 60947-5
Connections - Terminals	Control circuit: screw clamp terminals 1 cable(s) 2.5 mm²flexible without cable end Control circuit: screw clamp terminals 2 cable(s) 2.5 mm²flexible without cable end Control circuit: screw clamp terminals 1 cable(s) 2.5 mm²flexible with cable end Control circuit: screw clamp terminals 2 cable(s) 1.5 mm²flexible with cable end Control circuit: screw clamp terminals 1 cable(s) 1.5 mm²solid without cable end Control circuit: screw clamp terminals 2 cable(s) 1.5 mm²solid without cable end Power circuit: screw clamp terminals 1 cable(s) 25 mm²flexible without cable end Power circuit: screw clamp terminals 2 cable(s) 16 mm²flexible without cable end Power circuit: screw clamp terminals 1 cable(s) 16 mm²flexible with cable end Power circuit: screw clamp terminals 2 cable(s) 4 mm²flexible with cable end Power circuit: screw clamp terminals 1 cable(s) 25 mm²solid without cable end Power circuit: screw clamp terminals 2 cable(s) 6 mm²solid without cable end
Tightening Torque	Control circuit: 0.8 N.m - on screw clamp terminals Power circuit: 2 N.m - on screw clamp terminals
Operating Time	10...25 ms opening 10...30 ms closing
Mechanical Durability	1000000 cycles
Maximum Operating Rate	300 cyc/h 50 °C
Control Circuit Voltage Limits	Drop-out: 0.2...0.75 Uc at 50 Hz (at <50 °C) Operational: 0.85...1.1 Uc at 50 Hz (at <50 °C)
Inrush Power In Va	53 VA 50 Hz (at 20 °C)
Hold-In Power Consumption In Va	6.5 VA 50 Hz (at 20 °C)
Heat Dissipation	2.1 W at 50/60 Hz

Environment

Ip Degree Of Protection	IP40 conforming to VDE 0106 (in enclosure) IP20 conforming to VDE 0106
Protective Treatment	TC
Ambient Air Temperature For Operation	-5...50 °C
Ambient Air Temperature For Storage	-40...70 °C
Operating Altitude	<= 3000 m
Mechanical Robustness	Shocks contactor open: 10 Gn for 11 ms Shocks contactor closed: 15 Gn for 11 ms Vibrations contactor open: 2 Gn, 5...300 Hz Vibrations contactor closed: 3 Gn, 5...300 Hz
Total Number Of 18 Mm Modules	3
Height	85 mm
Width	54 mm
Depth	62.5 mm
Net Weight	0.39 kg
Quantity Per Set	Set of 4
Colour	White

Packing Units

Unit Type Of Package 1	PCE
Number Of Units In Package 1	1

Package 1 Height	9.0 cm
Package 1 Width	23.0 cm
Package 1 Length	8.0 cm
Package 1 Weight	400.0 g
Unit Type Of Package 2	CAR
Number Of Units In Package 2	4
Package 2 Height	9.0 cm
Package 2 Width	23.0 cm
Package 2 Length	8.0 cm
Package 2 Weight	1.6 kg

Contractual warranty

Warranty	18 months
----------	-----------

Sustainability





Green Premium™ label is Schneider Electric's commitment to delivering products with best-in-class environmental performance. Green Premium promises compliance with the latest regulations, transparency on environmental impacts, as well as circular and low-CO₂ products.

Guide to assessing product sustainability is a white paper that clarifies global eco-label standards and how to interpret environmental declarations.

[Learn more about Green Premium >](#)

[Guide to assess a product's sustainability >](#)

Well-being performance

 Reach Free Of Svhc	
 Toxic Heavy Metal Free	
 Mercury Free	
 Rohs Exemption Information	Yes
Reach Regulation	REACH Declaration
Eu Rohs Directive	Compliant EU RoHS Declaration
China Rohs Regulation	China RoHS declaration Pro-active China RoHS declaration (out of China RoHS legal scope)
Weee	The product must be disposed on European Union markets following specific waste collection and never end up in rubbish bins