


Product data sheet

Specifications



TeSys F magnetic latching contactor - 3P(3 NO) - 150 A - 110 V DC coil

CR1F150FZ7

 **Discontinued on:** Sep 18, 2020

 **Discontinued**

Main

Range	TeSys
Product Name	TeSys F
Product Or Component Type	Magnetic latching contactor
Device Short Name	CR1F
Device Application	Control
Contactors Application	Motor control Resistive load
Utilisation Category	AC-1 AC-4 AC-3
Poles Description	3P
Power Pole Contact Composition	3 NO
[Ue] Rated Operational Voltage	1000 V AC 25...200 Hz
[Ie] Rated Operational Current	150 A (at <40 °C) at <= 440 V AC AC-3 250 A (at <40 °C) at <= 440 V AC AC-1 138 A (at <40 °C) at <= 440 V AC AC-4
Motor Power Kw	75 kW at 400 V AC 50/60 Hz (AC-4)
Control Circuit Type	DC low consumption
[Uc] Control Circuit Voltage	110 V DC
Irms Rated Making Capacity	1700 A
Rated Breaking Capacity	1500 A at 220...440 V 1200 A at 500 V 450 A at 1000 V 1100 A at 660/690 V
[Icw] Rated Short-Time Withstand Current	1200 A 40 °C - 1 s 1200 A 40 °C - 5 s 1200 A 40 °C - 10 s 700 A 40 °C - 30 s 600 A 40 °C - 1 min 450 A 40 °C - 3 min 350 A 40 °C - 10 min
Associated Fuse Rating	160 A aM at <= 440 V 250 A BS88 at <= 440 V 250 A gG at <= 440 V
Average Impedance	0.45 mOhm - Ith 250 A 50 Hz
[Ui] Rated Insulation Voltage	1000 V conforming to IEC 60158-1 1000 V conforming to IEC 60947-4 1000 V conforming to BS 775 1500 V conforming to VDE 0110 group C

Disclaimer: This documentation is not intended as a substitute for and is not to be used for determining suitability or reliability of these products for specific user applications

Power Dissipation Per Pole	6 W AC-3 18 W AC-1
Connections - Terminals	Lugs-ring terminals 1 cable(s) 120 mm² Connector 1 cable(s) 120 mm² Bars 2 cable(s) - busbar cross section: 25 x 3 mm Power circuit: bolted connection
Tightening Torque	18 N.m
Operating Time	35...40 ms latching 50...100 ms unlatching
Mechanical Durability	1 Mcycles
Maximum Operating Rate	120 cyc/h 40 °C

Complementary

Control Circuit Voltage Limits	Latching: 0.85...1.1 Uc Unlatching: 0.85...1.1 Uc
Average Consumption	500 W DC latching 15 W DC unlatching

Environment

Protective Treatment	TC
Ambient Air Temperature For Operation	-15...70 °C
Ambient Air Temperature For Storage	-60...80 °C
Operating Altitude	3000 m without derating
Height	170 mm
Width	163.5 mm
Depth	171 mm
Net Weight	3.5 kg

Packing Units

Unit Type Of Package 1	PCE
Number Of Units In Package 1	1
Package 1 Height	20 cm
Package 1 Width	20.5 cm
Package 1 Length	23 cm
Package 1 Weight	3.715 kg

Contractual warranty

Warranty	18 months
----------	-----------

Sustainability

Green Premium™ label is Schneider Electric’s commitment to delivering products with best-in-class environmental performance. Green Premium promises compliance with the latest regulations, transparency on environmental impacts, as well as circular and low-CO₂ products.

Guide to assessing product sustainability is a white paper that clarifies global eco-label standards and how to interpret environmental declarations.


[Learn more about Green Premium >](#)


[Guide to assess a product’s sustainability >](#)



Transparency RoHS/REACH

Well-being performance

 Mercury Free

 Rohs Exemption Information [Yes](#)

Certifications & Standards

Eu Rohs Directive	Compliant EU RoHS Declaration
China Rohs Regulation	China RoHS declaration Product out of China RoHS scope. Substance declaration for your information
Environmental Disclosure	Product Environmental Profile
Weee	The product must be disposed on European Union markets following specific waste collection and never end up in rubbish bins
Circularity Profile	End of Life Information
California Proposition 65	WARNING: This product can expose you to chemicals including: Lead and lead compounds, which is known to the State of California to cause cancer and birth defects or other reproductive harm. For more information go to www.P65Warnings.ca.gov