



Main

Product or component type	Servo motor
Device short name	BSH
Maximum mechanical speed	4000 rpm
Continuous stall torque	11.1 N.m for LXM32.D30N4 10 A at 400 V three phase 11.1 N.m for LXM32.D30N4 10 A at 480 V three phase 11.1 N.m for LXM15MD28N4 at 400 V three phase 11.1 N.m for LXM15MD28N4 at 480 V three phase 11.1 N.m for LXM15MD28N4 at 230 V three phase 11.1 N.m for LXM15MD40N4 at 400 V three phase 11.1 N.m for LXM15MD40N4 at 480 V three phase 11.1 N.m for LXM15LD28M3 at 230 V three phase 11.4 N.m for LXM05AD34N4 at 380...480 V three phase 11.4 N.m for LXM05BD34N4 at 380...480 V three phase 11.4 N.m for LXM05CD34N4 at 380...480 V three phase
Peak stall torque	27 N.m for LXM32.D30N4 10 A at 480 V three phase 27 N.m for LXM32.D30N4 10 A at 400 V three phase 23.33 N.m for LXM15MD28N4 at 230 V three phase 23.33 N.m for LXM15MD28N4 at 400 V three phase 23.33 N.m for LXM15MD28N4 at 480 V three phase 23.33 N.m for LXM15MD40N4 at 400 V three phase 23.33 N.m for LXM15MD40N4 at 480 V three phase 23.8 N.m for LXM15LD28M3 at 230 V three phase 23.33 N.m for LXM05AD34N4 at 380...480 V three phase 23.33 N.m for LXM05BD34N4 at 380...480 V three phase 23.33 N.m for LXM05CD34N4 at 380...480 V three phase
Nominal output power	2500 W for LXM32.D30N4 10 A at 400 V three phase 3000 W for LXM32.D30N4 10 A at 480 V three phase 2000 W for LXM15MD28N4 at 400 V three phase 2000 W for LXM15MD40N4 at 400 V three phase 2200 W for LXM05AD34N4 at 380...480 V three phase 2200 W for LXM05BD34N4 at 380...480 V three phase 2200 W for LXM05CD34N4 at 380...480 V three phase 1400 W for LXM15LD28M3 at 230 V three phase 1400 W for LXM15MD28N4 at 230 V three phase 2150 W for LXM15MD28N4 at 480 V three phase 2150 W for LXM15MD40N4 at 480 V three phase
Nominal torque	9.5 N.m for LXM32.D30N4 10 A at 400 V three phase

	<p>9.5 N.m for LXM32.D30N4 10 A at 480 V three phase 6.8 N.m for LXM15MD28N4 at 480 V three phase 6.8 N.m for LXM15MD40N4 at 480 V three phase 6.9 N.m for LXM05AD34N4 at 380...480 V three phase 6.9 N.m for LXM05BD34N4 at 380...480 V three phase 6.9 N.m for LXM05CD34N4 at 380...480 V three phase 7.63 N.m for LXM15MD28N4 at 400 V three phase 7.63 N.m for LXM15MD40N4 at 400 V three phase 9.1 N.m for LXM15LD28M3 at 230 V three phase 9.1 N.m for LXM15MD28N4 at 230 V three phase</p>
Nominal speed	<p>3000 rpm for LXM32.D30N4 10 A at 480 V three phase 2500 rpm for LXM32.D30N4 10 A at 400 V three phase 3000 rpm for LXM05AD34N4 at 380...480 V three phase 3000 rpm for LXM05BD34N4 at 380...480 V three phase 3000 rpm for LXM05CD34N4 at 380...480 V three phase 1500 rpm for LXM15MD28N4 at 230 V three phase 1500 rpm for LXM15LD28M3 at 230 V three phase 2500 rpm for LXM15MD28N4 at 400 V three phase 2500 rpm for LXM15MD40N4 at 400 V three phase 3000 rpm for LXM15MD28N4 at 480 V three phase 3000 rpm for LXM15MD40N4 at 480 V three phase</p>
Product compatibility	<p>LXM15LD28M3 at 230 V three phase LXM05AD34N4 at 380...480 V three phase LXM05BD34N4 at 380...480 V three phase LXM05CD34N4 at 380...480 V three phase LXM15MD28N4 at 400 V three phase LXM15MD28N4 at 480 V three phase LXM15MD40N4 at 400 V three phase LXM15MD40N4 at 480 V three phase LXM15MD28N4 at 230 V three phase</p>
Shaft end	Untapped
IP degree of protection	<p>IP65 (standard) IP67 (with IP67 kit)</p>
Speed feedback resolution	131072 points/turn x 4096 turns
Holding brake	With
Mounting support	International standard flange
Electrical connection	Straight connectors

Complementary

Range compatibility	<p>Lexium 05 Lexium 15 Lexium 32</p>
Supply voltage max	480 V
Network number of phases	Three phase
Continuous stall current	7.8 A
Maximum continuous power	3.6 W
Maximum current Irms	<p>20.8 A for LXM05AD34N4 20.8 A for LXM05BD34N4 20.8 A for LXM05CD34N4 20.8 A for LXM15LD28M3 20.8 A for LXM15MD28N4 20.8 A for LXM15MD40N4 20.8 A for LXM32.D30N4</p>
Maximum permanent current	20.8 A
Switching frequency	8 kHz
Second shaft	Without second shaft end
Shaft diameter	24 mm
Shaft length	50 mm
Feedback type	Multiturn SinCos Hiperface
Holding torque	23 N.m (holding brake)
Motor flange size	140 mm
Number of motor stacks	1
Torque constant	1.43 N.m/A at 120 °C

Back emf constant	100 V/krpm at 120 °C
Number of motor poles	10
Rotor inertia	9.21 kg.cm ²
Stator resistance	1.41 Ohm at 20 °C
Stator inductance	15.6 mH at 20 °C
Stator electrical time constant	11.06 ms at 20 °C
Maximum radial force Fr	1530 N at 3000 rpm 1760 N at 2000 rpm 2210 N at 1000 rpm
Maximum axial force Fa	0.2 x Fr
Brake pull-in power	24 W
Type of cooling	Natural convection
Length	255.5 mm
Centring collar diameter	130 mm
Centring collar depth	3.5 mm
Number of mounting holes	4
Mounting holes diameter	11 mm
Circle diameter of the mounting holes	165 mm
Product weight	13 kg

Offer Sustainability

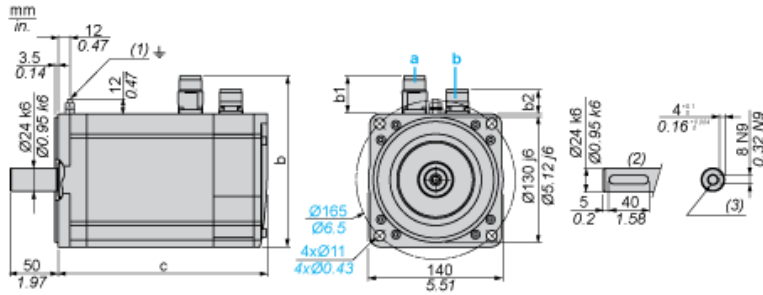
Sustainable offer status	Green Premium product
RoHS (date code: YYWW)	Compliant Schneider Electric declaration of conformity
REACH	Reference not containing SVHC above the threshold Reference not containing SVHC above the threshold
Product environmental profile	Available
Product end of life instructions	Need no specific recycling operations

Contractual warranty

Warranty period	18 months
-----------------	-----------

Servo Motors Dimensions

Example with Straight Connectors



- a: Power supply for servo motor brake
- b: Power supply for servo motor encoder
- (1) M4 screw
- (2) Shaft end, keyed slot (optional)
- (3) For screws M8 x 19 mm/M8 x 0.75 in.

Dimensions in mm

Straight connectors			Rotatable angled connectors			c (without brake)	c (with brake)
b	b1	b2	b	b1	b2		
178	39.5	25.5	178	39.5	39.5	218	256

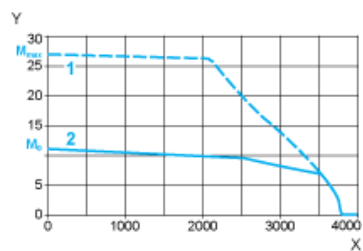
Dimensions in in.

Straight connectors			Rotatable angled connectors			c (without brake)	c (with brake)
b	b1	b2	b	b1	b2		
7.00	1.55	1.00	7.00	1.55	1.55	8.58	10.07

400 V 3-Phase Supply Voltage

Torque/Speed Curves

Servo motor with LXM32•D30N4 servo drive

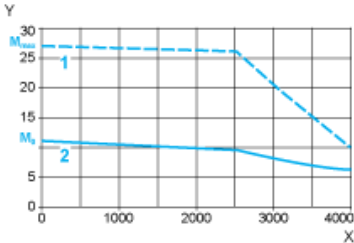


- X Speed in rpm
- Y Torque in Nm
- 1 Peak torque
- 2 Continuous torque

480 V 3-Phase Supply Voltage

Torque/Speed Curves

Servo motor with LXM32-D30N4 servo drive



- X Speed in rpm
- Y Torque in Nm
- 1 Peak torque
- 2 Continuous torque