



## Main

Product or component type	Servo motor
Device short name	BSH
Maximum mechanical speed	6000 rpm
Continuous stall torque	2.7 N.m for LXM32.D18M2 6 A at 230 V single phase 3.3 N.m for LXM32.D30M2 10 A at 115 V single phase 3.4 N.m for LXM05AD28F1 at 110...120 V single phase 3.4 N.m for LXM05AD28M2 at 200...240 V single phase 3.4 N.m for LXM05BD28F1 at 110...120 V single phase 3.4 N.m for LXM05BD28M2 at 200...240 V single phase 3.4 N.m for LXM05CD28F1 at 110...120 V single phase 3.4 N.m for LXM05CD28M2 at 200...240 V single phase 3.39 N.m for LXM15LD28M3 at 230 V three phase 3.4 N.m for LXM05AD42M3X at 200...240 V three phase 3.4 N.m for LXM05BD42M3X at 200...240 V three phase 3.4 N.m for LXM05CD42M3X at 200...240 V three phase
Peak stall torque	7.5 N.m for LXM32.D18M2 6 A at 230 V single phase 6.3 N.m for LXM32.D30M2 10 A at 115 V single phase 8.5 N.m for LXM05AD28F1 at 110...120 V single phase 8.5 N.m for LXM05AD28M2 at 200...240 V single phase 8.5 N.m for LXM05BD28F1 at 110...120 V single phase 8.5 N.m for LXM05BD28M2 at 200...240 V single phase 8.5 N.m for LXM05CD28F1 at 110...120 V single phase 8.5 N.m for LXM05CD28M2 at 200...240 V single phase 8.5 N.m for LXM15LD28M3 at 230 V three phase 8.5 N.m for LXM05AD42M3X at 200...240 V three phase 8.5 N.m for LXM05BD42M3X at 200...240 V three phase 8.5 N.m for LXM05CD42M3X at 200...240 V three phase
Nominal output power	900 W for LXM32.D18M2 6 A at 230 V single phase 700 W for LXM32.D30M2 10 A at 115 V single phase 500 W for LXM05AD28F1 at 110...120 V single phase 500 W for LXM05BD28F1 at 110...120 V single phase 500 W for LXM05CD28F1 at 110...120 V single phase 900 W for LXM05AD28M2 at 200...240 V single phase 900 W for LXM05BD28M2 at 200...240 V single phase 900 W for LXM05CD28M2 at 200...240 V single phase 1150 W for LXM15LD28M3 at 230 V three phase 900 W for LXM05AD42M3X at 200...240 V three phase

Disclaimer: This documentation is not intended as a substitute for and is not to be used for determining suitability or reliability of these products for specific user applications

	900 W for LXM05BD42M3X at 200...240 V three phase 900 W for LXM05CD42M3X at 200...240 V three phase
Nominal torque	2.2 N.m for LXM32.D18M2 6 A at 230 V single phase 2.75 N.m for LXM32.D30M2 10 A at 115 V single phase 2.9 N.m for LXM05AD28M2 at 200...240 V single phase 2.9 N.m for LXM05BD28M2 at 200...240 V single phase 2.9 N.m for LXM05CD28M2 at 200...240 V single phase 3.16 N.m for LXM05AD28F1 at 110...120 V single phase 3.16 N.m for LXM05BD28F1 at 110...120 V single phase 3.16 N.m for LXM05CD28F1 at 110...120 V single phase 2.75 N.m for LXM15LD28M3 at 230 V three phase 2.9 N.m for LXM05AD42M3X at 200...240 V three phase 2.9 N.m for LXM05BD42M3X at 200...240 V three phase 2.9 N.m for LXM05CD42M3X at 200...240 V three phase
Nominal speed	4000 rpm for LXM32.D18M2 6 A at 230 V single phase 2500 rpm for LXM32.D30M2 10 A at 115 V single phase 1500 rpm for LXM05AD28F1 at 110...120 V single phase 1500 rpm for LXM05BD28F1 at 110...120 V single phase 1500 rpm for LXM05CD28F1 at 110...120 V single phase 3000 rpm for LXM05AD28M2 at 200...240 V single phase 3000 rpm for LXM05BD28M2 at 200...240 V single phase 3000 rpm for LXM05CD28M2 at 200...240 V single phase 3000 rpm for LXM05AD42M3X at 200...240 V three phase 3000 rpm for LXM05BD42M3X at 200...240 V three phase 3000 rpm for LXM05CD42M3X at 200...240 V three phase 4000 rpm for LXM15LD28M3 at 230 V three phase
Product compatibility	LXM05AD28F1 at 110...120 V single phase LXM05AD28M2 at 200...240 V single phase LXM05BD28F1 at 110...120 V single phase LXM05BD28M2 at 200...240 V single phase LXM05CD28F1 at 110...120 V single phase LXM05CD28M2 at 200...240 V single phase LXM32.D30M2 at 115 V single phase LXM32.D18M2 at 230 V single phase LXM05AD42M3X at 200...240 V three phase LXM05BD42M3X at 200...240 V three phase LXM05CD42M3X at 200...240 V three phase LXM15LD28M3 at 230 V three phase
Shaft end	Untapped
IP degree of protection	IP50 (standard)
Speed feedback resolution	131072 points/turn x 4096 turns
Holding brake	With
Mounting support	International standard flange
Electrical connection	Rotatable right-angled connectors

## Complementary

Range compatibility	Lexium 05 Lexium 15 Lexium 32
Supply voltage max	480 V
Network number of phases	Three phase
Continuous stall current	7.3 A
Maximum continuous power	1.6 W
Maximum current Irms	23 A for LXM15LD28M3 25.1 A for LXM05AD28F1 25.1 A for LXM05AD28M2 25.1 A for LXM05AD42M3X 25.1 A for LXM05BD28F1 25.1 A for LXM05BD28M2 25.1 A for LXM05BD42M3X 25.1 A for LXM05CD28F1 25.1 A for LXM05CD28M2 25.1 A for LXM05CD42M3X 15 A for LXM32.D30M2 at 115 V 18 A for LXM32.D18M2 at 230 V
Maximum permanent current	25.1 A
Switching frequency	8 kHz

Second shaft	Without second shaft end
Shaft diameter	19 mm
Shaft length	40 mm
Feedback type	Multiturn SinCos Hiperface
Holding torque	9 N.m (holding brake)
Motor flange size	100 mm
Number of motor stacks	1
Torque constant	0.45 N.m/A at 120 °C
Back emf constant	29 V/krpm at 120 °C
Number of motor poles	8
Rotor inertia	2.018 kg.cm <sup>2</sup>
Stator resistance	0.87 Ohm at 20 °C
Stator inductance	4 mH at 20 °C
Stator electrical time constant	4.6 ms at 20 °C
Maximum radial force Fr	530 N at 5000 rpm 570 N at 4000 rpm 630 N at 3000 rpm 720 N at 2000 rpm 900 N at 1000 rpm
Maximum axial force Fa	0.2 x Fr
Brake pull-in power	18 W
Type of cooling	Natural convection
Length	199.5 mm
Centring collar diameter	95 mm
Centring collar depth	3.5 mm
Number of mounting holes	4
Mounting holes diameter	9 mm
Circle diameter of the mounting holes	115 mm
Product weight	4.8 kg

### Offer Sustainability

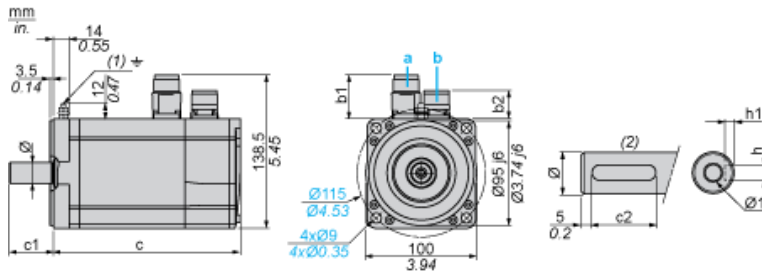
Sustainable offer status	Green Premium product
RoHS (date code: YYWW)	Compliant <a href="#">Schneider Electric declaration of conformity</a>
REACH	Reference not containing SVHC above the threshold <a href="#">Reference not containing SVHC above the threshold</a>
Product environmental profile	Available
Product end of life instructions	Need no specific recycling operations

### Contractual warranty

Warranty period	18 months
-----------------	-----------

Servo Motors Dimensions

Example with Straight Connectors



- a: Power supply for servo motor brake
- b: Power supply for servo motor encoder
- (1) M4 screw
- (2) Shaft end, keyed slot (optional)

Dimensions in mm

Straight connectors		Rotatable angled cc		c (without brake)	c (with brake)	c1	c2	h	h1	Ø	Ø1 for screws
b1	b2	b1	b2								
39.5	25.5	39.5	39.5	169	200	40	30	6 N9	3.5 <sup>+0.1</sup> <sub>0</sub>	19 k6	M6 x 16

Dimensions in in.

Straight connector		Rotatable angled cc		c (without brake)	c (with brake)	c1	c2	h	h1	Ø	Ø1 for screws
b1	b2	b1	b2								
1.55	1.00	1.55	1.55	6.65	7.87	1.57	1.18	0.24 N9	0.14 <sup>+0.1</sup> <sub>0</sub>	0.75 k6	M6 x 0.63

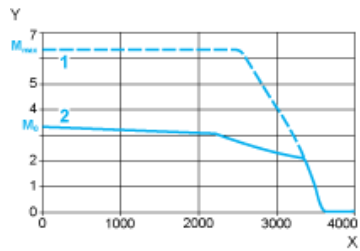
---

115 V Single-Phase Supply Voltage

---

Torque/Speed Curves

Servo motor with LXM32•D30M2 servo drive



- X Speed in rpm
- Y Torque in Nm
- 1 Peak torque
- 2 Continuous torque

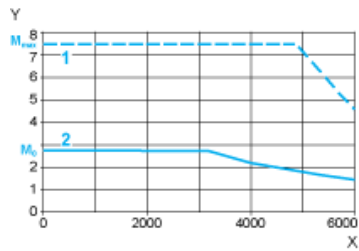
---

230 V Single-Phase Supply Voltage

---

Torque/Speed Curves

Servo motor with LXM32-D18M2 servo drive



- X Speed in rpm
- Y Torque in Nm
- 1 Peak torque
- 2 Continuous torque