

Main

Product or component type	Servo motor
Device short name	BSH
Maximum mechanical speed	9000 rpm
Continuous stall torque	<p>1.05 N.m for LXM32.U60N4 1.5 A at 480 V three phase</p> <p>1.05 N.m for LXM32.U60N4 1.5 A at 400 V three phase</p> <p>1.3 N.m for LXM05AD10M2 at 200...240 V single phase</p> <p>1.3 N.m for LXM05BD10M2 at 200...240 V single phase</p> <p>1.3 N.m for LXM05CD10M2 at 200...240 V single phase</p> <p>1.3 N.m for LXM15LD13M3 at 230 V single phase</p> <p>1.3 N.m for LXM05AD10M3X at 200...240 V three phase</p> <p>1.3 N.m for LXM05BD10M3X at 200...240 V three phase</p> <p>1.3 N.m for LXM05CD10M3X at 200...240 V three phase</p> <p>1.3 N.m for LXM15LD13M3 at 230 V three phase</p> <p>1.3 N.m for LXM15LD10N4 at 400 V three phase</p> <p>1.3 N.m for LXM05AD14N4 at 380...480 V three phase</p> <p>1.3 N.m for LXM05BD14N4 at 380...480 V three phase</p> <p>1.3 N.m for LXM05CD14N4 at 380...480 V three phase</p>
Peak stall torque	<p>3.5 N.m for LXM32.U60N4 1.5 A at 480 V three phase</p> <p>3.5 N.m for LXM32.U60N4 1.5 A at 400 V three phase</p> <p>2.7 N.m for LXM15LD13M3 at 230 V single phase</p> <p>3.18 N.m for LXM05AD10M2 at 200...240 V single phase</p> <p>3.18 N.m for LXM05BD10M2 at 200...240 V single phase</p> <p>3.18 N.m for LXM05CD10M2 at 200...240 V single phase</p> <p>2.7 N.m for LXM15LD13M3 at 230 V three phase</p> <p>3.87 N.m for LXM15LD10N4 at 400 V three phase</p> <p>3.18 N.m for LXM05AD10M3X at 200...240 V three phase</p> <p>3.87 N.m for LXM05AD14N4 at 380...480 V three phase</p> <p>3.18 N.m for LXM05BD10M3X at 200...240 V three phase</p> <p>3.87 N.m for LXM05BD14N4 at 380...480 V three phase</p> <p>3.18 N.m for LXM05CD10M3X at 200...240 V three phase</p> <p>3.87 N.m for LXM05CD14N4 at 380...480 V three phase</p>
Nominal output power	<p>400 W for LXM32.U60N4 1.5 A at 400 V three phase</p> <p>400 W for LXM32.U60N4 1.5 A at 480 V three phase</p> <p>340 W for LXM15LD13M3 at 230 V single phase</p> <p>350 W for LXM05AD10M2 at 200...240 V single phase</p> <p>350 W for LXM05BD10M2 at 200...240 V single phase</p> <p>350 W for LXM05CD10M2 at 200...240 V single phase</p>

Disclaimer: This documentation is not intended as a substitute for and is not to be used for determining suitability or reliability of these products for specific user applications

	<p>340 W for LXM15LD13M3 at 230 V three phase 350 W for LXM05AD10M3X at 200...240 V three phase 350 W for LXM05AD14N4 at 380...480 V three phase 350 W for LXM05BD10M3X at 200...240 V three phase 350 W for LXM05BD14N4 at 380...480 V three phase 350 W for LXM05CD10M3X at 200...240 V three phase 350 W for LXM05CD14N4 at 380...480 V three phase 670 W for LXM15LD10N4 at 400 V three phase</p>
Nominal torque	<p>0.65 N.m for LXM32.U60N4 1.5 A at 400 V three phase 0.65 N.m for LXM32.U60N4 1.5 A at 480 V three phase 1.08 N.m for LXM15LD13M3 at 230 V single phase 1.1 N.m for LXM05AD10M2 at 200...240 V single phase 1.1 N.m for LXM05BD10M2 at 200...240 V single phase 1.1 N.m for LXM05CD10M2 at 200...240 V single phase 0.8 N.m for LXM15LD10N4 at 400 V three phase 1.08 N.m for LXM15LD13M3 at 230 V three phase 1.1 N.m for LXM05AD10M3X at 200...240 V three phase 1.1 N.m for LXM05AD14N4 at 380...480 V three phase 1.1 N.m for LXM05BD10M3X at 200...240 V three phase 1.1 N.m for LXM05BD14N4 at 380...480 V three phase 1.1 N.m for LXM05CD10M3X at 200...240 V three phase 1.1 N.m for LXM05CD14N4 at 380...480 V three phase</p>
Nominal speed	<p>6000 rpm for LXM32.U60N4 1.5 A at 480 V three phase 6000 rpm for LXM32.U60N4 1.5 A at 400 V three phase 3000 rpm for LXM05AD10M2 at 200...240 V single phase 3000 rpm for LXM05BD10M2 at 200...240 V single phase 3000 rpm for LXM05CD10M2 at 200...240 V single phase 3000 rpm for LXM15LD13M3 at 230 V single phase 3000 rpm for LXM05AD10M3X at 200...240 V three phase 3000 rpm for LXM05AD14N4 at 380...480 V three phase 3000 rpm for LXM05BD10M3X at 200...240 V three phase 3000 rpm for LXM05BD14N4 at 380...480 V three phase 3000 rpm for LXM05CD10M3X at 200...240 V three phase 3000 rpm for LXM05CD14N4 at 380...480 V three phase 3000 rpm for LXM15LD13M3 at 230 V three phase 8000 rpm for LXM15LD10N4 at 400 V three phase</p>
Product compatibility	<p>LXM05AD10M2 at 200...240 V single phase LXM05BD10M2 at 200...240 V single phase LXM05CD10M2 at 200...240 V single phase LXM15LD13M3 at 230 V single phase LXM32.U60N4 at 400 V three phase LXM32.U60N4 at 480 V three phase LXM05AD10M3X at 200...240 V three phase LXM05BD10M3X at 200...240 V three phase LXM05CD10M3X at 200...240 V three phase LXM15LD13M3 at 230 V three phase LXM05AD14N4 at 380...480 V three phase LXM05BD14N4 at 380...480 V three phase LXM05CD14N4 at 380...480 V three phase LXM15LD10N4 at 400 V three phase</p>
Shaft end	Untapped
IP degree of protection	IP50 (standard)
Speed feedback resolution	131072 points/turn x 4096 turns
Holding brake	Without
Mounting support	International standard flange
Electrical connection	Straight connectors

Complementary

Range compatibility	<p>Lexium 05 Lexium 15 Lexium 32</p>
Supply voltage max	480 V
Network number of phases	Three phase
Continuous stall current	1.7 A
Maximum continuous power	0.97 W
Maximum current Irms	<p>6.5 A for LXM05AD10M2 6.5 A for LXM05AD10M3X 6.5 A for LXM05AD14N4</p>

6.5 A for LXM05BD10M2
 6.5 A for LXM05BD10M3X
 6.5 A for LXM05BD14N4
 6.5 A for LXM05CD10M2
 6.5 A for LXM05CD10M3X
 6.5 A for LXM05CD14N4
 8.7 A for LXM15LD10N4
 8.7 A for LXM15LD13M3
 6 A for LXM32.U60N4

Maximum permanent current	6.5 A
Switching frequency	8 kHz
Second shaft	Without second shaft end
Shaft diameter	9 mm
Shaft length	20 mm
Feedback type	Multiturn SinCos Hiperface
Motor flange size	55 mm
Number of motor stacks	3
Torque constant	0.7 N.m/A at 120 °C
Back emf constant	41 V/krpm at 120 °C
Number of motor poles	6
Rotor inertia	0.134 kg.cm ²
Stator resistance	10.4 Ohm at 20 °C
Stator inductance	25 mH at 20 °C
Stator electrical time constant	2.4 ms at 20 °C
Maximum radial force Fr	190 N at 8000 rpm 200 N at 7000 rpm 210 N at 6000 rpm 230 N at 5000 rpm 240 N at 4000 rpm 270 N at 3000 rpm 310 N at 2000 rpm 390 N at 1000 rpm
Maximum axial force Fa	0.2 x Fr
Type of cooling	Natural convection
Length	176.5 mm
Centring collar diameter	40 mm
Centring collar depth	2 mm
Number of mounting holes	4
Mounting holes diameter	5.5 mm
Circle diameter of the mounting holes	63 mm
Product weight	1.76 kg

Offer Sustainability

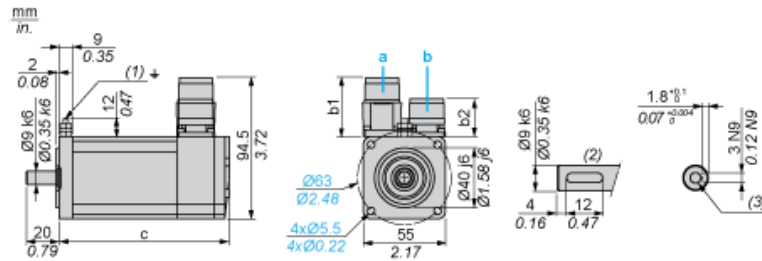
Sustainable offer status	Green Premium product
RoHS (date code: YYWW)	Compliant - since 0850 - Schneider Electric declaration of conformity Schneider Electric declaration of conformity
REACH	Reference not containing SVHC above the threshold Reference not containing SVHC above the threshold
Product environmental profile	Available
Product end of life instructions	Need no specific recycling operations

Contractual warranty

Warranty period	18 months
-----------------	-----------

Servo Motors Dimensions

Example with Straight Connectors



- a: Power supply for servo motor brake
- b: Power supply for servo motor encoder
- (1) M4 screw
- (2) Shaft end, keyed slot (optional)
- (3) For screw M3 x 9 mm/M3 x 0.35 in.

Dimensions in mm

Straight connectors		Rotatable angled connectors		c (without brake)	c (with brake)
b	b1	b	b1		
39.5	25.5	39.5	39.5	176.5	203

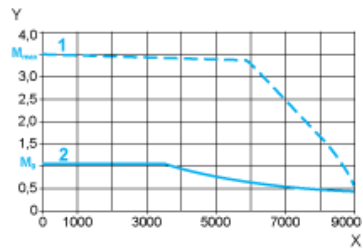
Dimensions in in.

Straight connectors		Rotatable angled connectors		c (without brake)	c (with brake)
b	b1	b	b1		
1.55	1.00	1.55	1.55	6.94	7.99

400 V 3-Phase Supply Voltage

Torque/Speed Curves

Servo motor with LXM32•U60N4 servo drive

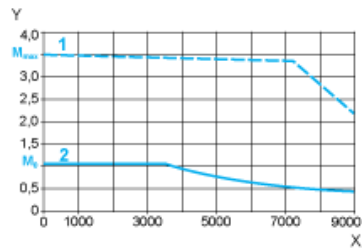


- X Speed in rpm
- Y Torque in Nm
- 1 Peak torque
- 2 Continuous torque

480 V 3-Phase Supply Voltage

Torque/Speed Curves

Servo motor with LXM32-U60N4 servo drive



- X Speed in rpm
- Y Torque in Nm
- 1 Peak torque
- 2 Continuous torque