

## Main

Product or component type	Servo motor
Device short name	BSH
Maximum mechanical speed	9000 rpm
Continuous stall torque	0.8 N.m for LXM32.U60N4 1.5 A at 400 V three phase 0.8 N.m for LXM32.U60N4 1.5 A at 480 V three phase 0.9 N.m for LXM05CU70M2 at 200...240 V single phase 0.9 N.m for LXM05AD10M2 at 200...240 V single phase 0.9 N.m for LXM05BD10M2 at 200...240 V single phase 0.9 N.m for LXM05CD10M2 at 200...240 V single phase 0.9 N.m for LXM15LD13M3 at 230 V single phase 0.9 N.m for LXM05AD10M3X at 200...240 V three phase 0.9 N.m for LXM05BD10M3X at 200...240 V three phase 0.9 N.m for LXM05CD10M3X at 200...240 V three phase 0.9 N.m for LXM15LD13M3 at 230 V three phase 0.9 N.m for LXM15LU60N4 at 230 V three phase 0.9 N.m for LXM05AD14N4 at 380...480 V three phase 0.9 N.m for LXM05BD14N4 at 380...480 V three phase 0.9 N.m for LXM05CD14N4 at 380...480 V three phase
Peak stall torque	2.17 N.m for LXM05CU70M2 at 200...240 V single phase 2.7 N.m for LXM05AD10M2 at 200...240 V single phase 2.7 N.m for LXM05BD10M2 at 200...240 V single phase 2.7 N.m for LXM05CD10M2 at 200...240 V single phase 2.7 N.m for LXM05AD10M3X at 200...240 V three phase 2.7 N.m for LXM05AD14N4 at 380...480 V three phase 2.7 N.m for LXM05BD10M3X at 200...240 V three phase 2.7 N.m for LXM05BD14N4 at 380...480 V three phase 2.7 N.m for LXM05CD10M3X at 200...240 V three phase 2.7 N.m for LXM05CD14N4 at 380...480 V three phase 2.5 N.m for LXM32.U60N4 1.5 A at 400 V three phase 2.5 N.m for LXM32.U60N4 1.5 A at 480 V three phase 2.5 N.m for LXM15LD13M3 at 230 V single phase 2.5 N.m for LXM15LD13M3 at 230 V three phase 2.26 N.m for LXM15LU60N4 at 230 V three phase
Nominal output power	400 W for LXM32.U60N4 1.5 A at 400 V three phase 400 W for LXM32.U60N4 1.5 A at 480 V three phase 250 W for LXM05AD10M2 at 200...240 V single phase 250 W for LXM05BD10M2 at 200...240 V single phase

Disclaimer: This documentation is not intended as a substitute for and is not to be used for determining suitability or reliability of these products for specific user applications.

	<p>250 W for LXM05CD10M2 at 200...240 V single phase  250 W for LXM05CU70M2 at 200...240 V single phase  310 W for LXM15LD13M3 at 230 V single phase  250 W for LXM05AD10M3X at 200...240 V three phase  250 W for LXM05AD14N4 at 380...480 V three phase  250 W for LXM05BD10M3X at 200...240 V three phase  250 W for LXM05BD14N4 at 380...480 V three phase  250 W for LXM05CD10M3X at 200...240 V three phase  250 W for LXM05CD14N4 at 380...480 V three phase  310 W for LXM15LD13M3 at 230 V three phase  310 W for LXM15LU60N4 at 230 V three phase</p>
Nominal torque	<p>0.65 N.m for LXM32.U60N4 1.5 A at 400 V three phase  0.65 N.m for LXM32.U60N4 1.5 A at 480 V three phase  0.75 N.m for LXM15LD13M3 at 230 V single phase  2.17 N.m for LXM05CU70M2 at 200...240 V single phase  2.7 N.m for LXM05AD10M2 at 200...240 V single phase  2.7 N.m for LXM05BD10M2 at 200...240 V single phase  2.7 N.m for LXM05CD10M2 at 200...240 V single phase  0.75 N.m for LXM15LD13M3 at 230 V three phase  0.75 N.m for LXM15LU60N4 at 230 V three phase  2.7 N.m for LXM05AD10M3X at 200...240 V three phase  2.7 N.m for LXM05AD14N4 at 380...480 V three phase  2.7 N.m for LXM05BD10M3X at 200...240 V three phase  2.7 N.m for LXM05BD14N4 at 380...480 V three phase  2.7 N.m for LXM05CD10M3X at 200...240 V three phase  2.7 N.m for LXM05CD14N4 at 380...480 V three phase</p>
Nominal speed	<p>6000 rpm for LXM32.U60N4 1.5 A at 480 V three phase  6000 rpm for LXM32.U60N4 1.5 A at 400 V three phase  3000 rpm for LXM05AD10M2 at 200...240 V single phase  3000 rpm for LXM05BD10M2 at 200...240 V single phase  3000 rpm for LXM05CD10M2 at 200...240 V single phase  3000 rpm for LXM05CU70M2 at 200...240 V single phase  4000 rpm for LXM15LD13M3 at 230 V single phase  4000 rpm for LXM15LU60N4 at 230 V three phase  3000 rpm for LXM05AD10M3X at 200...240 V three phase  3000 rpm for LXM05AD14N4 at 380...480 V three phase  3000 rpm for LXM05BD10M3X at 200...240 V three phase  3000 rpm for LXM05BD14N4 at 380...480 V three phase  3000 rpm for LXM05CD10M3X at 200...240 V three phase  3000 rpm for LXM05CD14N4 at 380...480 V three phase  4000 rpm for LXM15LD13M3 at 230 V three phase</p>
Product compatibility	<p>LXM05AD10M2 at 200...240 V single phase  LXM05BD10M2 at 200...240 V single phase  LXM05CD10M2 at 200...240 V single phase  LXM05CU70M2 at 200...240 V single phase  LXM15LD13M3 at 230 V single phase  LXM15LU60N4 at 230 V three phase  LXM32.U60N4 at 400 V three phase  LXM32.U60N4 at 480 V three phase  LXM05AD10M3X at 200...240 V three phase  LXM05BD10M3X at 200...240 V three phase  LXM05CD10M3X at 200...240 V three phase  LXM15LD13M3 at 230 V three phase  LXM05AD14N4 at 380...480 V three phase  LXM05BD14N4 at 380...480 V three phase  LXM05CD14N4 at 380...480 V three phase</p>
Shaft end	Untapped
IP degree of protection	IP50 (standard)
Speed feedback resolution	131072 points/turn
Holding brake	With
Mounting support	International standard flange
Electrical connection	Straight connectors

## Complementary

Range compatibility	<p>Lexium 05  Lexium 32  Lexium 15</p>
Supply voltage max	480 V
Network number of phases	Three phase

Continuous stall current	1.2 A
Maximum continuous power	0.67 W
Maximum current Irms	4.8 A for LXM05AD10M2 4.8 A for LXM05AD10M3X 4.8 A for LXM05AD14N4 4.8 A for LXM05BD10M2 4.8 A for LXM05BD10M3X 4.8 A for LXM05BD14N4 4.8 A for LXM05CD10M2 4.8 A for LXM05CD10M3X 4.8 A for LXM05CD14N4 4.8 A for LXM05CU70M2 5.9 A for LXM15LD13M3 5.9 A for LXM15LU60N4 4.8 A for LXM32.U60N4
Maximum permanent current	4.8 A
Switching frequency	8 kHz
Second shaft	Without second shaft end
Shaft diameter	9 mm
Shaft length	20 mm
Feedback type	Single turn SinCos Hiperface
Holding torque	0.8 N.m (holding brake)
Motor flange size	55 mm
Number of motor stacks	2
Torque constant	0.7 N.m/A at 120 °C
Back emf constant	40 V/krpm at 120 °C
Number of motor poles	6
Rotor inertia	0.1173 kg.cm <sup>2</sup>
Stator resistance	17.4 Ohm at 20 °C
Stator inductance	35.3 mH at 20 °C
Stator electrical time constant	2.03 ms at 20 °C
Maximum radial force Fr	190 N at 7000 rpm 190 N at 8000 rpm 200 N at 6000 rpm 220 N at 5000 rpm 230 N at 4000 rpm 260 N at 3000 rpm 290 N at 2000 rpm 370 N at 1000 rpm
Maximum axial force Fa	0.2 x Fr
Brake pull-in power	10 W
Type of cooling	Natural convection
Length	181 mm
Centring collar diameter	40 mm
Centring collar depth	2 mm
Number of mounting holes	4
Mounting holes diameter	5.5 mm
Circle diameter of the mounting holes	63 mm
Product weight	1.6 kg

### Offer Sustainability

Sustainable offer status	Green Premium product
RoHS (date code: YYWW)	Compliant - since 0850 - Schneider Electric declaration of conformity <a href="#">Schneider Electric declaration of conformity</a>
REACH	Reference not containing SVHC above the threshold <a href="#">Reference not containing SVHC above the threshold</a>
Product environmental profile	Available
Product end of life instructions	Need no specific recycling operations

Contractual warranty

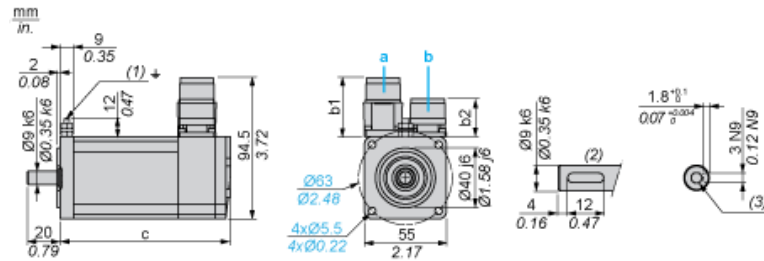
---

Warranty period	18 months
-----------------	-----------

---

Servo Motors Dimensions

Example with Straight Connectors



- a: Power supply for servo motor brake
- b: Power supply for servo motor encoder
- (1) M4 screw
- (2) Shaft end, keyed slot (optional)
- (3) For screw M3 x 9 mm/M3 x 0.35 in.

Dimensions in mm

Straight connectors		Rotatable angled connectors		c (without brake)	c (with brake)
b	b1	b	b1		
39.5	25.5	39.5	39.5	154.5	181

Dimensions in in.

Straight connectors		Rotatable angled connectors		c (without brake)	c (with brake)
b	b1	b	b1		
1.55	1.00	1.55	1.55	6.08	7.12

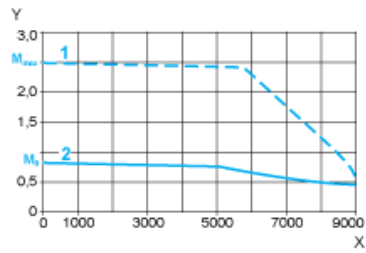
---

400 V 3-Phase Supply Voltage

---

Torque/Speed Curves

Servo motor with LXM32-U60N4 servo drive



- X Speed in rpm
- Y Torque in Nm
- 1 Peak torque
- 2 Continuous torque

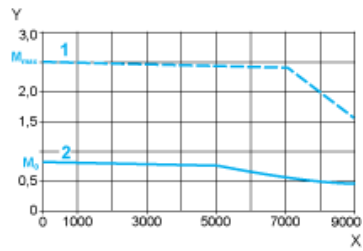
---

480 V 3-Phase Supply Voltage

---

Torque/Speed Curves

Servo motor with LXM32-U60N4 servo drive



- X Speed in rpm
- Y Torque in Nm
- 1 Peak torque
- 2 Continuous torque