

Product data sheet

Specifications



discrete output module, Modicon X80, 8 NO relay outputs, 100 to 150V DC, extended temperature

BMXDRA0804T

Main

Range Of Product	Modicon X80
Product Or Component Type	Discrete output module
Product Specific Application	Extended temperature
Discrete Output Number	8 conforming to EN/IEC 61131-2
Discrete Output Type	Relay
Discrete Output Voltage	100...150 V DC

Complementary

Insulation Resistance	> 10 MOhm 500 V DC
Power Dissipation In W	3.17 W
Response Time On Output	< 10 ms activation < 10 ms deactivation
Typical Current Consumption	61 mA at 3.3 V DC 104 mA at 24 V DC
Current Consumption	<= 112 mA at 3.3 V DC <= 117 mA at 24 V DC
Mtbf Reliability	2800000 H
Output Overload Protection	Use 1 fast blow fuse per channel or group of channel
Output Overvoltage Protection	Use discharge diode on each output DC
Output Short-Circuit Protection	Use 1 fast blow fuse per channel or group of channel
Maximum Switching Current	0.3 A
Minimum Switching Current	100 mA 5 V DC
Mechanical Durability	20000000 cycles
Electrical Durability	DC-12: 100000 cycles at 37 W 125 V DC-13: 100000 cycles at 12 W 125 V
Status Led	1 LED (green) module operating (RUN) 1 LED per channel (green) channel diagnostic 1 LED (red) module error (ERR) 1 LED (red) module I/O
Net Weight	0.145 kg

Environment

Ip Degree Of Protection	IP20
Directives	2014/35/EU - low voltage directive 2014/30/EU - electromagnetic compatibility

Disclaimer: This documentation is not intended as a substitute for and is not to be used for determining suitability or reliability of these products for specific user applications

Environmental Characteristic	Gas resistant class Gx Gas resistant class 3C4 Dust resistant class 3S4 Sand resistant class 3S4 Salt resistant level 2 Mold growth resistant class 3B2 Fungal spore resistant class 3B2
Dielectric Strength	2000 V AC at 50/60 Hz 1 min
Vibration Resistance	3 gn
Shock Resistance	30 gn
Ambient Air Temperature For Storage	-40...85 °C
Ambient Air Temperature For Operation	-25...70 °C
Relative Humidity	5...95 % at 55 °C without condensation
Protective Treatment	Conformal coating
Operating Altitude	0...2000 m 2000...5000 m with derating factor

Packing Units

Unit Type Of Package 1	PCE
Number Of Units In Package 1	1
Package 1 Height	5.500 cm
Package 1 Width	11.000 cm
Package 1 Length	12.500 cm
Package 1 Weight	198.000 g
Unit Type Of Package 2	S02
Number Of Units In Package 2	15
Package 2 Height	15.000 cm
Package 2 Width	30.000 cm
Package 2 Length	40.000 cm
Package 2 Weight	2.835 kg

Contractual warranty

Warranty	18 months
----------	-----------

Sustainability



Green Premium™ label is Schneider Electric's commitment to delivering products with best-in-class environmental performance. Green Premium promises compliance with the latest regulations, transparency on environmental impacts, as well as circular and low-CO₂ products.

Guide to assessing product sustainability is a white paper that clarifies global eco-label standards and how to interpret environmental declarations.

[Learn more about Green Premium >](#)

[Guide to assess a product's sustainability >](#)

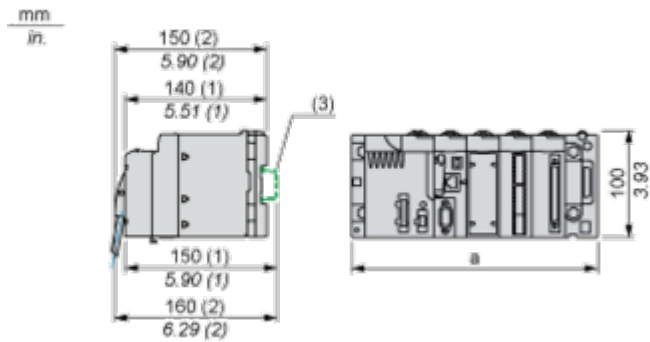
Well-being performance

 Mercury Free	
 Rohs Exemption Information	Yes
Reach Regulation	REACH Declaration
Eu Rohs Directive	Pro-active compliance (Product out of EU RoHS legal scope)
China Rohs Regulation	China RoHS declaration
Weee	The product must be disposed on European Union markets following specific waste collection and never end up in rubbish bins
California Proposition 65	WARNING: This product can expose you to chemicals including: Lead and lead compounds, which is known to the State of California to cause cancer and birth defects or other reproductive harm. For more information go to www.P65Warnings.ca.gov

Dimensions Drawings

Modules Mounted on Racks

Dimensions



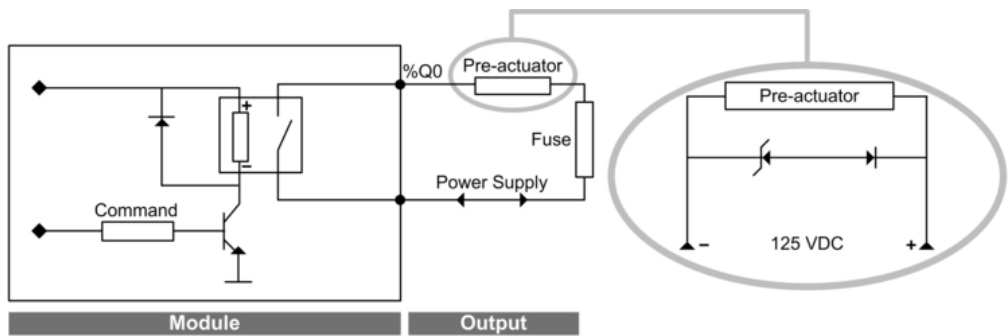
- (1) With removable terminal block (cage, screw or spring).
(2) With FCN connector.
(3) On AM1 ED rail: 35 mm wide, 15 mm deep. Only possible with BMXXBP0400/0400H/0600/0600H/0800/0800H rack.

Rack references	a in mm	a in in.
BMXXBP0400 and BMXXBP0400H	242.4	09.54
BMXXBP0600 and BMXXBP0600H	307.6	12.11
BMXXBP0800 and BMXXBP0800H	372.8	14.68
BMXXBP1200 and BMXXBP1200H	503.2	19.81

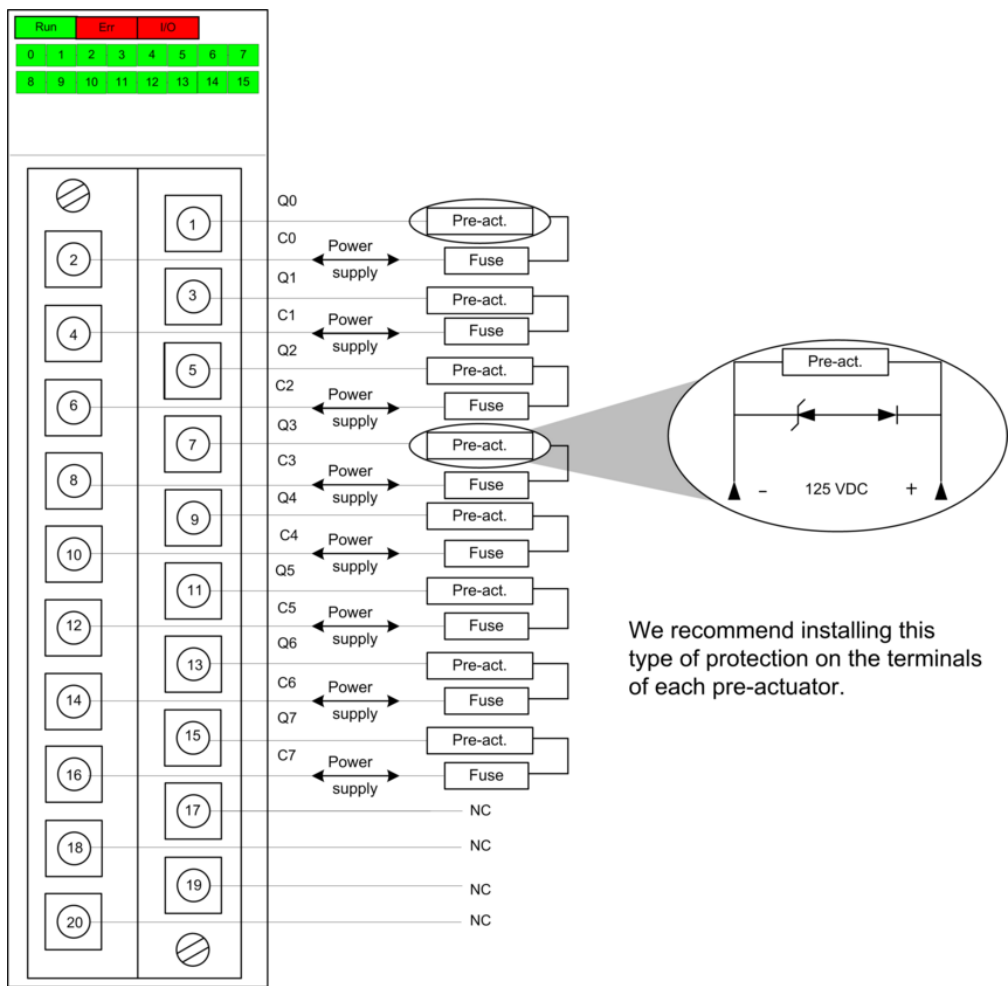
Connections and Schema

Connecting the Module

Output Circuit Diagram



Module Connection



power supply 125 VDC (100...150 VDC)
fuse 1 fast blow fuse of 0.5 A, 250 VDC for each relay
NC not connected

NOTE: A Zener Diode voltage of 47 V or slightly higher is recommended.

