



## Main

Product or component type	Servo motor
Device short name	BMH
Maximum mechanical speed	8000 rpm
Continuous stall torque	3.4 N.m for LXM32.D30M2 10 A at 115 V single phase 3.4 N.m for LXM32.D18M2 6 A at 230 V single phase
Peak stall torque	8.7 N.m for LXM32.D30M2 10 A at 115 V single phase 10.2 N.m for LXM32.D18M2 6 A at 230 V single phase
Nominal output power	900 W for LXM32.D18M2 6 A at 230 V single phase 650 W for LXM32.D30M2 10 A at 115 V single phase
Nominal torque	3.1 N.m for LXM32.D30M2 10 A at 115 V single phase 2.9 N.m for LXM32.D18M2 6 A at 230 V single phase
Nominal speed	2000 rpm for LXM32.D30M2 10 A at 115 V single phase 3000 rpm for LXM32.D18M2 6 A at 230 V single phase
Product compatibility	LXM32.D30M2 at 115 V single phase LXM32.D18M2 at 230 V single phase
Shaft end	Keyed
IP degree of protection	IP54 (standard)
Speed feedback resolution	32768 points/turn
Holding brake	With
Mounting support	International standard flange
Electrical connection	Rotatable right-angled connectors

## Complementary

Range compatibility	Lexium 32
[Us] rated supply voltage	240 V
Network number of phases	Three phase
Continuous stall current	5.55 A
Continuous power	1.68 W
Maximum current Irms	15 A for LXM32.D30M2

## 17.8 A for LXM32.D18M2

Maximum permanent current	17.84 A
Second shaft	Without second shaft end
Shaft diameter	14 mm
Shaft length	30 mm
Key width	20 mm
Feedback type	Single turn SinCos Hiperface
Holding torque	3 N.m (holding brake)
Motor flange size	70 mm
Number of motor stacks	3
Torque constant	0.61 N.m/A at 120 °C
Back emf constant	39.3 V/krpm at 120 °C
Number of motor poles	10
Rotor inertia	1.78 kg.cm <sup>2</sup>
Stator resistance	1.32 Ohm at 20 °C
Stator inductance	4.3 mH at 20 °C
Stator electrical time constant	3.3 ms at 20 °C
Maximum radial force Fr	400 N at 6000 rpm 430 N at 5000 rpm 460 N at 4000 rpm 510 N at 3000 rpm 580 N at 2000 rpm 730 N at 1000 rpm
Maximum axial force Fa	0.2 x Fr
Brake pull-in power	7 W
Type of cooling	Natural convection
Length	225 mm
Centring collar diameter	60 mm
Centring collar depth	2.5 mm
Number of mounting holes	4
Mounting holes diameter	5.5 mm
Circle diameter of the mounting holes	82 mm
Product weight	4 kg

## Offer Sustainability

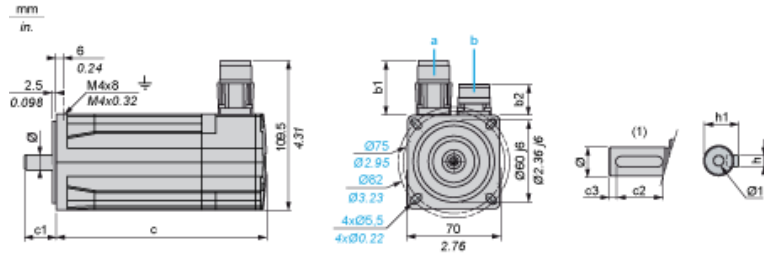
Sustainable offer status	Green Premium product
RoHS (date code: YYWW)	Compliant <a href="#">Schneider Electric declaration of conformity</a>
REACH	Reference not containing SVHC above the threshold <a href="#">Reference not containing SVHC above the threshold</a>
Product environmental profile	Available
Product end of life instructions	Need no specific recycling operations

## Contractual warranty

Warranty period	18 months
-----------------	-----------

Servo Motors Dimensions

Example with Straight Connectors



- a: Power supply for servo motor brake
- b: Power supply for servo motor encoder
- (1) Shaft end, keyed slot (optional)

Dimensions in mm

Straight connect		Rotatable angled		c (without brake)	c (with brake)	c1	c2	c3	h	h1	Ø	Ø1 for screws
b1	b2	b1	b2									
39.5	25.5	39.5	39.5	186	225	30	20	5	5 h9	16 <sup>+0</sup> <sub>-0.13</sub>	14 k6	M5 x 17

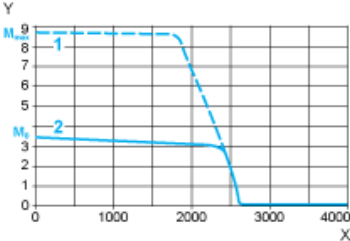
Dimensions in in.

Straight connect		Rotatable angled		c (without brake)	c (with brake)	c1	c2	c3	h	h1	Ø	Ø1 for screws
b1	b2	b1	b2									
1.55	1	1.55	1.55	7.32	8.85	1.18	0.78	0.19	0.20 h9	0.63 <sup>+0</sup> <sub>-0.0051</sub>	0.55 k6	M5 x 0.67

115 V Single-Phase Supply Voltage

Torque/Speed Curves

Servo motor with LXM32•D30M2 servo drive



- X Speed in rpm
- Y Torque in Nm
- 1 Peak torque
- 2 Continuous torque

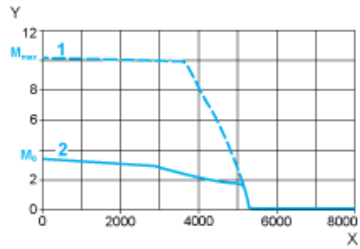
---

230 V Single-Phase Supply Voltage

---

Torque/Speed Curves

Servo motor with LXM32•D18M2 servo drive



- X Speed in rpm
- Y Torque in Nm
- 1 Peak torque
- 2 Continuous torque