



Main

Product or component type	Servo motor
Device short name	BMH
Maximum mechanical speed	8000 rpm
Continuous stall torque	3.4 N.m for LXM32.D18N4 6 A at 400 V three phase 3.4 N.m for LXM32.D18N4 6 A at 480 V three phase
Peak stall torque	10.2 N.m for LXM32.D18N4 6 A at 400 V three phase 10.2 N.m for LXM32.D18N4 6 A at 480 V three phase
Nominal output power	1300 W for LXM32.D18N4 6 A at 400 V three phase 1300 W for LXM32.D18N4 6 A at 480 V three phase
Nominal torque	2.4 N.m for LXM32.D18N4 6 A at 400 V three phase 2.4 N.m for LXM32.D18N4 6 A at 480 V three phase
Nominal speed	5000 rpm for LXM32.D18N4 6 A at 400 V three phase 5000 rpm for LXM32.D18N4 6 A at 480 V three phase
Product compatibility	LXM32.D18N4 at 400...480 V three phase
Shaft end	Keyed
IP degree of protection	IP65 (standard) IP67 (with IP67 kit)
Speed feedback resolution	131072 points/turn x 4096 turns
Holding brake	Without
Mounting support	International standard flange
Electrical connection	Straight connectors

Complementary

Range compatibility	Lexium 32
[Us] rated supply voltage	480 V
Network number of phases	Three phase
Continuous stall current	3.91 A
Continuous power	1.68 W
Maximum current Irms	12.6 A for LXM32.D18N4

Maximum permanent current	12.57 A
Second shaft	Without second shaft end
Shaft diameter	14 mm
Shaft length	30 mm
Key width	20 mm
Feedback type	Multiturn SinCos Hiperface
Motor flange size	70 mm
Number of motor stacks	3
Torque constant	0.87 N.m/A at 120 °C
Back emf constant	55.8 V/krpm at 120 °C
Number of motor poles	10
Rotor inertia	1.67 kg.cm ²
Stator resistance	2.65 Ohm at 20 °C
Stator inductance	8.6 mH at 20 °C
Stator electrical time constant	3.2 ms at 20 °C
Maximum radial force Fr	400 N at 6000 rpm 430 N at 5000 rpm 460 N at 4000 rpm 510 N at 3000 rpm 580 N at 2000 rpm 730 N at 1000 rpm
Maximum axial force Fa	0.2 x Fr
Type of cooling	Natural convection
Length	186 mm
Centring collar diameter	60 mm
Centring collar depth	2.5 mm
Number of mounting holes	4
Mounting holes diameter	5.5 mm
Circle diameter of the mounting holes	82 mm
Product weight	3 kg

Offer Sustainability

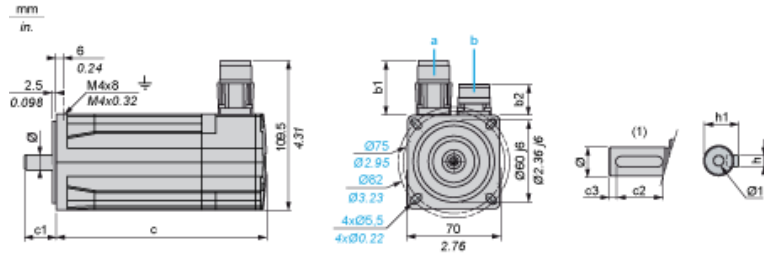
Sustainable offer status	Green Premium product
RoHS (date code: YYWW)	Compliant - since 0936 - Schneider Electric declaration of conformity Schneider Electric declaration of conformity
REACH	Reference not containing SVHC above the threshold Reference not containing SVHC above the threshold
Product environmental profile	Available
Product end of life instructions	Need no specific recycling operations

Contractual warranty

Warranty period	18 months
-----------------	-----------

Servo Motors Dimensions

Example with Straight Connectors



- a: Power supply for servo motor brake
- b: Power supply for servo motor encoder
- (1) Shaft end, keyed slot (optional)

Dimensions in mm

Straight connect		Rotatable angled		c (without brake)	c (with brake)	c1	c2	c3	h	h1	Ø	Ø1 for screws
b1	b2	b1	b2									
39.5	25.5	39.5	39.5	186	225	30	20	5	5 h9	16 ⁺⁰ _{-0.13}	14 k6	M5 x 17

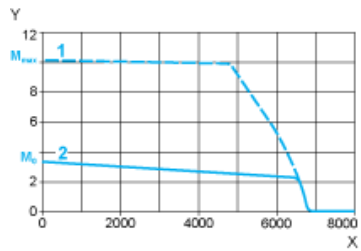
Dimensions in in.

Straight connect		Rotatable angled		c (without brake)	c (with brake)	c1	c2	c3	h	h1	Ø	Ø1 for screws
b1	b2	b1	b2									
1.55	1	1.55	1.55	7.32	8.85	1.18	0.78	0.19	0.20 h9	0.63 ⁺⁰ _{-0.0051}	0.55 k6	M5 x 0.67

400 V 3-Phase Supply Voltage

Torque/Speed Curves

Servo motor with LXM32-D18N4 servo drive

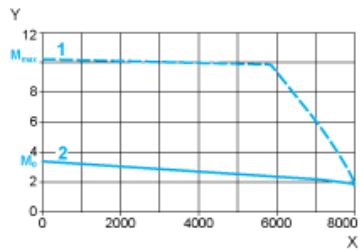


- X Speed in rpm
- Y Torque in Nm
- 1 Peak torque
- 2 Continuous torque

480 V 3-Phase Supply Voltage

Torque/Speed Curves

Servo motor with LXM32•D18N4 servo drive



- X Speed in rpm
- Y Torque in Nm
- 1 Peak torque
- 2 Continuous torque