



## Main

Product or component type	Servo motor
Device short name	BMH
Maximum mechanical speed	8000 rpm
Continuous stall torque	2.5 N.m for LXM32.D30M2 10 A at 115 V single phase 2.5 N.m for LXM32.D18M2 6 A at 230 V single phase
Peak stall torque	6.4 N.m for LXM32.D30M2 10 A at 115 V single phase 7.4 N.m for LXM32.D18M2 6 A at 230 V single phase
Nominal output power	600 W for LXM32.D30M2 10 A at 115 V single phase 900 W for LXM32.D18M2 6 A at 230 V single phase
Nominal torque	2.3 N.m for LXM32.D30M2 10 A at 115 V single phase 2.1 N.m for LXM32.D18M2 6 A at 230 V single phase
Nominal speed	4000 rpm for LXM32.D18M2 6 A at 230 V single phase 2500 rpm for LXM32.D30M2 10 A at 115 V single phase
Product compatibility	LXM32.D30M2 at 115 V single phase LXM32.D18M2 at 230 V single phase
Shaft end	Smooth shaft
IP degree of protection	IP65 (standard) IP67 (with IP67 kit)
Speed feedback resolution	32768 points/turn x 4096 turns
Holding brake	Without
Mounting support	International standard flange
Electrical connection	Rotatable right-angled connectors

## Complementary

Range compatibility	Lexium 32
[Us] rated supply voltage	240 V
Network number of phases	Three phase
Continuous stall current	5.38 A
Continuous power	1.51 W

Maximum current Irms	15 A for LXM32.D30M2 17.5 A for LXM32.D18M2
Maximum permanent current	17.71 A
Second shaft	Without second shaft end
Shaft diameter	11 mm
Shaft length	23 mm
Feedback type	Multiturn SinCos Hiperface
Motor flange size	70 mm
Number of motor stacks	2
Torque constant	0.46 N.m/A at 120 °C
Back emf constant	29.6 V/krpm at 120 °C
Number of motor poles	10
Rotor inertia	1.13 kg.cm <sup>2</sup>
Stator resistance	1.15 Ohm at 20 °C
Stator inductance	3.6 mH at 20 °C
Stator electrical time constant	3.1 ms at 20 °C
Maximum radial force Fr	390 N at 6000 rpm 410 N at 5000 rpm 450 N at 4000 rpm 490 N at 3000 rpm 560 N at 2000 rpm 710 N at 1000 rpm
Maximum axial force Fa	0.2 x Fr
Type of cooling	Natural convection
Length	154 mm
Centring collar diameter	60 mm
Centring collar depth	2.5 mm
Number of mounting holes	4
Mounting holes diameter	5.5 mm
Circle diameter of the mounting holes	82 mm
Product weight	2.3 kg

## Offer Sustainability

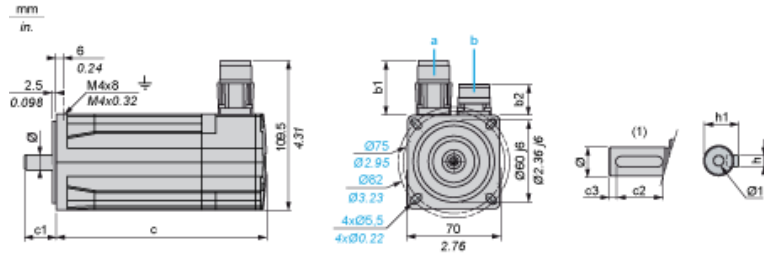
Sustainable offer status	Green Premium product
RoHS (date code: YYWW)	Compliant - since 0936 - Schneider Electric declaration of conformity <a href="#">Schneider Electric declaration of conformity</a>
REACH	Reference not containing SVHC above the threshold <a href="#">Reference not containing SVHC above the threshold</a>
Product environmental profile	Available
Product end of life instructions	Need no specific recycling operations

## Contractual warranty

Warranty period	18 months
-----------------	-----------

Servo Motors Dimensions

Example with Straight Connectors



- a: Power supply for servo motor brake
- b: Power supply for servo motor encoder
- (1) Shaft end, keyed slot (optional)

Dimensions in mm

Straight connect		Rotatable angled		c (without brake)	c (with brake)	c1	c2	c3	h	h1	Ø	Ø1 for screws
b1	b2	b1	b2									
39.5	25.5	39.5	39.5	154	193	23	18	2.5	4 h9	12.5 <sup>+0</sup> <sub>-0.13</sub>	11 k6	M4 x 14

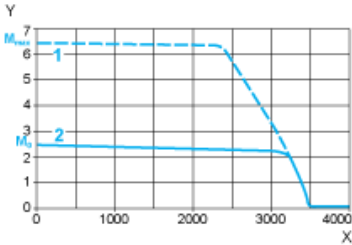
Dimensions in in.

Straight connect		Rotatable angled		c (without brake)	c (with brake)	c1	c2	c3	h	h1	Ø	Ø1 for screws
b1	b2	b1	b2									
1.55	1	1.55	1.55	6.06	7.59	0.90	0.70	0.09	0.16 h9	0.49 <sup>+0</sup> <sub>-0.0051</sub>	0.43 k6	M4 x 0.55

115 V Single-Phase Supply Voltage

Torque/Speed Curves

Servo motor with LXM32•D30M2 servo drive



- X Speed in rpm
- Y Torque in Nm
- 1 Peak torque
- 2 Continuous torque

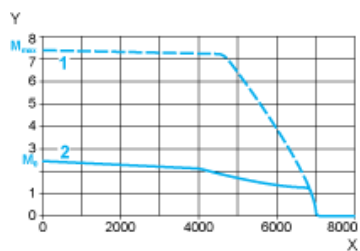
---

230 V Single-Phase Supply Voltage

---

Torque/Speed Curves

Servo motor with LXM32•D18M2 servo drive



- X Speed in rpm
- Y Torque in Nm
- 1 Peak torque
- 2 Continuous torque