

Product data sheet

Specifications



Regulated switch power supply, modicon power supply, 1 or 2 phase, 100 to 240V, 24V, 20A

ABL8RPM24200

Main

Range Of Product	Modicon Power Supply
Product Or Component Type	Power supply
Power Supply Type	Regulated switch mode
Nominal Input Voltage	100...120 V AC single phase, terminal(s): N-L1 200...240 V AC phase to phase, terminal(s): L1-L2
Rated Power In W	480 W
Output Voltage	24 V DC
Power Supply Output Current	20 A
Permissible Temporary Current Boost	1.5 x In (for 4 s)
Anti-Harmonic Filter	Low frequency harmonic currents

Complementary

Input Voltage Limits	85...132 V AC 170...264 V AC
Inrush Current	30 A
Power Factor	0.68 at 240 V AC 0.69 at 120 V AC
Efficiency	88 %
Output Voltage Adjustment	24...28.8 V adjustable
Power Dissipation In W	57.6 W
Provided Equipment	Power factor correction filter conforming to IEC 61000-3-2
Output Protection Type	Against overload, protection technology: manual or automatic reset Against overvoltage, protection technology: 30...32 V, manual reset Against short-circuits, protection technology: manual or automatic reset Against undervoltage, protection technology: tripping if U < 21.6 V Thermal, protection technology: automatic reset
Connections - Terminals	Removable screw terminal block: 2 x 2.5 mm², for diagnostic relay Screw type terminals: 3 x 0.5...3 x 4 mm², (AWG 22...AWG 12) for input connection Screw type terminals: 1 x 0.5...1 x 4 mm², (AWG 22...AWG 12) for input ground connection Screw type terminals: 4 x 0.5...4 x 4 mm², (AWG 22...AWG 12) for output connection
Status Led	1 LED (green and red) output voltage 1 LED (green, red and orange) output current
Depth	145 mm
Height	125 mm
Width	146 mm
Net Weight	1.6 kg

Disclaimer: This documentation is not intended as a substitute for and is not to be used for determining suitability or reliability of these products for specific user applications

Output Coupling	Series Parallel
Marking	CE
Mounting Support	35 x 7.5 mm symmetrical DIN rail 35 x 15 mm symmetrical DIN rail
Operating Position	Vertical
Supply	SELV conforming to IEC 60950-1 SELV conforming to IEC 60204-1 SELV conforming to IEC 60364-4-41
Dielectric Strength	2500 V with between input and ground 3000 V with between input and output 500 V with between output and ground

Environment

Standards	CSA C22.2 No 60950-1 UL 508 EN/IEC 62368-1
Product Certifications	CCSAus EAC KC RCM UL
Environmental Characteristic	EMC conforming to IEC 61000-6-1 EMC conforming to IEC 61000-6-3 EMC conforming to EN 55024 EMC conforming to IEC 61000-6-4 EMC conforming to EN/IEC 61204-3 Safety conforming to IEC 60950-1 Safety conforming to EN/IEC 61204-3
Operating Altitude	2000 m
Ip Degree Of Protection	IP20 conforming to IEC 60529 IP10
Ambient Air Temperature For Operation	50...60 °C with derating factor mounting position A < 2000 m -25...50 °C without derating mounting position A < 2000 m

Packing Units

Unit Type Of Package 1	PCE
Number Of Units In Package 1	1
Package 1 Height	16.084 cm
Package 1 Width	17.706 cm
Package 1 Length	17.786 cm
Package 1 Weight	2.82 kg
Unit Type Of Package 2	S04
Number Of Units In Package 2	6
Package 2 Height	30 cm
Package 2 Width	40 cm
Package 2 Length	60 cm
Package 2 Weight	17.6 kg
Unit Type Of Package 3	P06
Number Of Units In Package 3	36
Package 3 Height	73.5 cm

Package 3 Width	60.0 cm
Package 3 Length	80.0 cm
Package 3 Weight	101.52 kg

Contractual warranty

Warranty	18 months
----------	-----------

Sustainability

Green Premium™ label is Schneider Electric's commitment to delivering products with best-in-class environmental performance. Green Premium promises compliance with the latest regulations, transparency on environmental impacts, as well as circular and low-CO₂ products.

Guide to assessing product sustainability is a white paper that clarifies global eco-label standards and how to interpret environmental declarations.

[Learn more about Green Premium >](#)

[Guide to assess a product's sustainability >](#)



Transparency RoHS/REACH

Well-being performance

✓ Mercury Free

✓ Rohs Exemption Information [Yes](#)

✓ Pvc Free

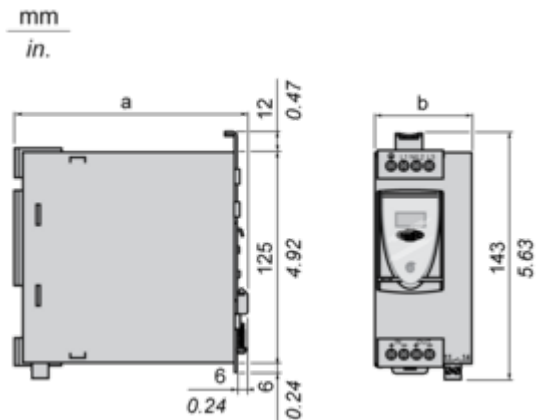
Certifications & Standards

Reach Regulation	REACH Declaration
Eu Rohs Directive	Pro-active compliance (Product out of EU RoHS legal scope)
China Rohs Regulation	China RoHS declaration
Environmental Disclosure	Product Environmental Profile
Circularity Profile	End of Life Information
California Proposition 65	WARNING: This product can expose you to chemicals including: Lead and lead compounds, which is known to the State of California to cause cancer and birth defects or other reproductive harm. For more information go to www.P65Warnings.ca.gov

Dimensions Drawings

Regulated Switch Mode Power Supplies

Dimensions

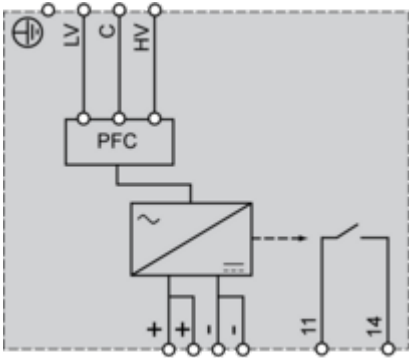


ABL 8	a in mm	a in in.	b in mm	b in in.
RPS24030	125	4.92	45	1.77
RPS24050	125	4.92	56	2.20
RPS24100	145	5.71	86	3.39
RPM24200	145	5.71	146	5.75
WPS24200	160	6.30	96	3.78
WPS24400	160	6.30	166	6.54

Connections and Schema

Regulated Switch Mode Power Supply

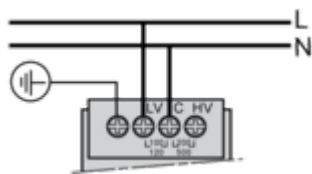
Internal Wiring Diagram



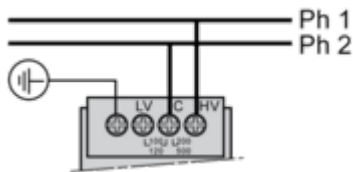
Regulated Switch Mode Power Supply

Line Supply Wiring Diagram

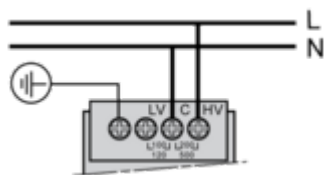
Single-phase (L-N) 100 to 120 V



Phase-to-phase (L1-L2) 200 to 500 V



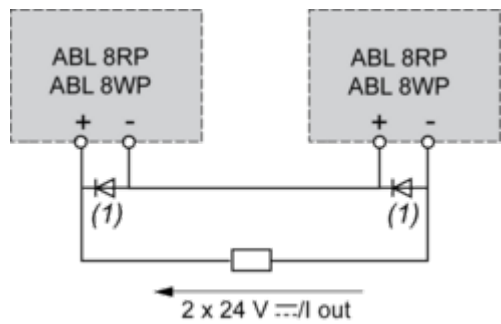
Single-phase (L-N) 200 to 500 V



Regulated Switch Mode Power Supplies

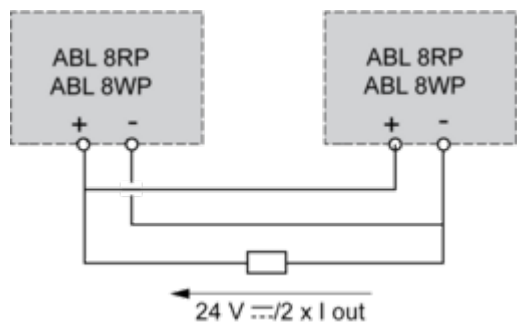
Series or Parallel Connection

Series Connection



(1) Two Shottky diodes I_{min} = power supply I_n and V_{min} = 50 V

Parallel Connection



Family	Series	Parallel
ABL 8RPS/8RPM/8WPS	2 products max. (1)	2 products max.

NOTE: Series or parallel connection is only recommended for products with identical references.

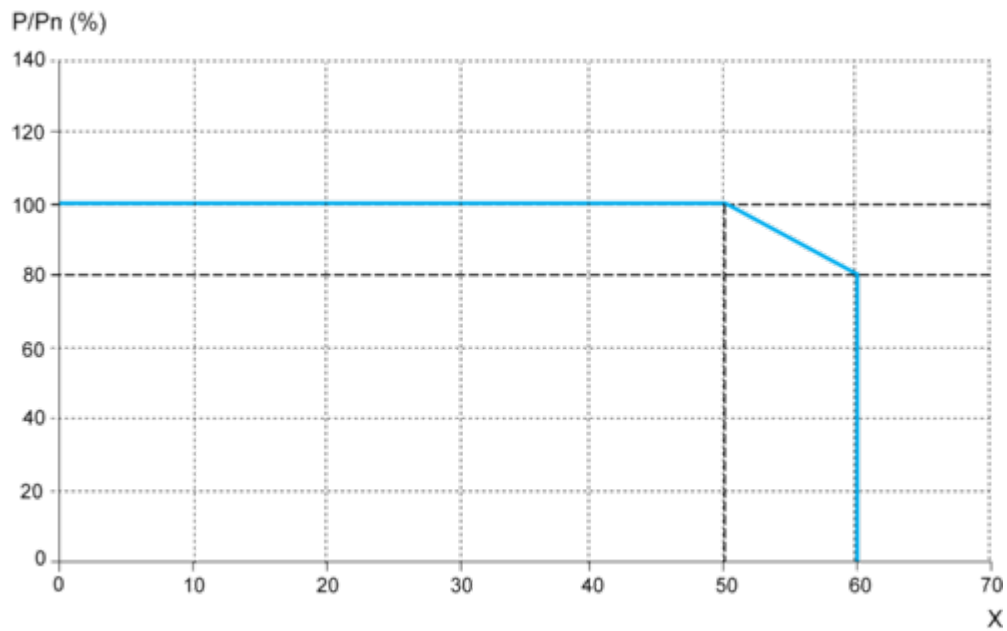
For better availability, the power supplies can also be connected in parallel using the **ABL8RED24400** Redundancy module.

Performance Curves

Regulated Switch Mode Power Supplies

Derating

The ambient temperature is a determining factor that limits the power an electronic power supply can deliver continuously. If the temperature around the electronic components is too high, their life will be significantly reduced. The nominal ambient temperature for the Universal range of Phaseo power supplies is 50°C. Above this temperature, derating is necessary up to a maximum temperature of 60°C. The graph below shows the power (in relation to the nominal power) that the power supply can deliver continuously, depending on the ambient temperature.

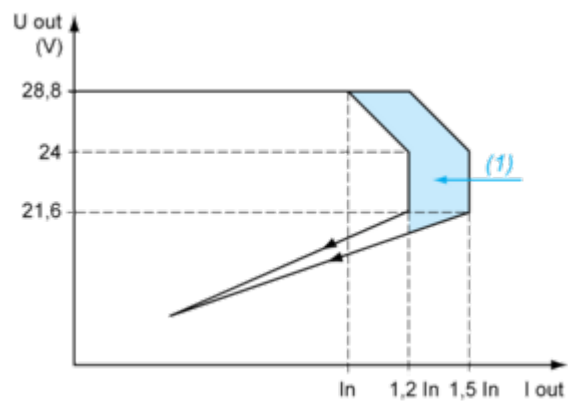


X Maximum operating temperature (°C)
ABL 8RPM, ABL 8RPS, ABL 8WPS mounted vertically
Derating should be considered in extreme operating conditions:

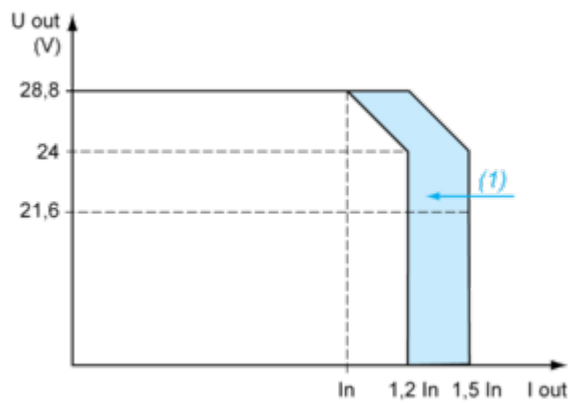
- Intensive operation (output current permanently close to the nominal current, combined with a high ambient temperature)
- Output voltage set above 24 Vdc (to compensate for line voltage drops, for example)
- Parallel connection to increase the total power

Regulated Switch Mode Power Supply

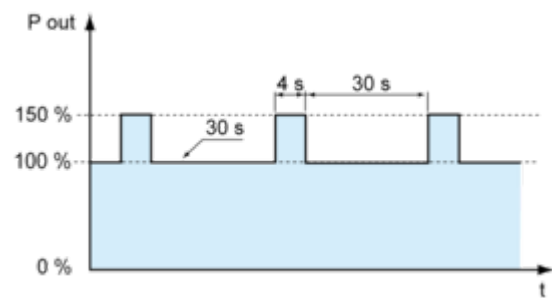
Load Limit
Manual Reset Protection Mode



(1) Boost 4s
Automatic Reset Protection Mode



(1) Boost 4s
"Boost" Repeat Accuracy



This type of operation is described in detail in the user manual, which can be downloaded from the website.