



### Main

Range of product	Phaseo
Product or component type	Power supply
Power supply type	Regulated switch mode
Input voltage	100...240 V AC phase to phase, terminal(s): L1-L2 100...240 V AC single phase, terminal(s): N-L1 110...220 V DC
Output voltage	12 V DC
Rated power in W	60 W
Input protection type	Integrated fuse (not interchangeable)
Power supply output current	5 A
Output protection type	Against overload, protection technology: 1.1 x I <sub>n</sub> Against overvoltage, protection technology: tripping if U > 1.5 x U <sub>n</sub> Against short-circuits, protection technology: manual or automatic reset Against undervoltage, protection technology: tripping if U < 0.8 x U <sub>n</sub>
Ambient air temperature for operation	0...50 °C without 50...60 °C with

### Complementary

Input voltage limits	100...250 V 85...264 V
Network frequency	47...63 Hz
Inrush current	30 A
Cos phi	0.98
Efficiency	85 %
Output voltage limits	100...120 % adjustable
Power dissipation in W	10.6 W
Current consumption	0.4 A at 240 V 0.8 A at 100 V
Line and load regulation	+/- 3 %
Holding time	>= 20 ms at 100 V >= 20 ms at 240 V
Connections - terminals	Screw type terminals for input connection, connection capacity: 2 x 0.14...2 x 2.5 mm <sup>2</sup> AWG 26...AWG 14 Screw type terminals for input ground connection, connection capacity: 1 x 0.14...1 x 2.5 mm <sup>2</sup> AWG 26...AWG 14

Disclaimer: This documentation is not intended as a substitute for and is not to be used for determining suitability or reliability of these products for specific user applications

Screw type terminals for output connection, connection capacity: 2 x 0.14...2 x 2.5 mm<sup>2</sup> AWG  
 26...AWG 14  
 Screw type terminals for output ground connection, connection capacity: 1 x 0.14...1 x 2.5 mm<sup>2</sup> AWG  
 26...AWG 14

Marking	CE
Mounting support	35 x 15 mm symmetrical DIN rail 35 x 7.5 mm symmetrical DIN rail 75 x 7.5 mm symmetrical DIN rail
Operating position	Vertical
Operating altitude	2000 m
Output coupling	Parallel Series
Name of test	Conducted/radiated emissions conforming to EN 55011 Conducted/radiated emissions conforming to EN 55022 Class B Electrostatic discharges conforming to EN/IEC 61000-4-2 Emission conforming to EN 50081-1 Induced electromagnetic field conforming to EN/IEC 61000-4-6 Primary outage conforming to IEC 61000-4-11 Radiated electromagnetic field conforming to EN/IEC 61000-4-3 Rapid transient conforming to IEC 61000-4-4 Surge conforming to EN/IEC 61000-4-5
Status LED	1 LED green for output voltage 1 LED orange for input voltage
Depth	120 mm
Height	120 mm
Width	54 mm
Product weight	1 kg

## Environment

Product certifications	CSA 22-2 No 950 CULus 508 TÜV EAC KC
Standards	UL 508 CSA C22.2 No 60950-1
Environmental characteristic	EMC conforming to EN 50081-1 EMC conforming to EN 50082-2 EMC conforming to EN/IEC 61000-6-2 Safety conforming to EN/IEC 60950 Safety conforming to IEC 61496-1-2 Safety conforming to SELV
IP degree of protection	IP20 conforming to EN/IEC 60529
Ambient air temperature for storage	-25...70 °C
Relative humidity	0...95 % without condensation or dripping water
Overvoltage category	Class I conforming to VDE 0106-1
Dielectric strength	Between input and ground Between output and ground Between input and output Between outputs

## Contractual warranty

Warranty period	18 months
-----------------	-----------

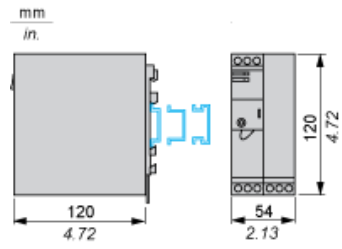
---

Regulated Switch Mode Power Supply

---

Dimensions and Mounting

Mounting on 35 mm/1.37 in. or 75 mm/2.95 in. Rail

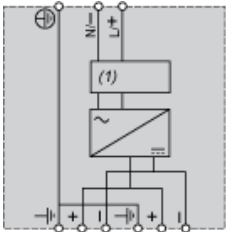


---

Regulated Switch Mode Power Supply

---

Internal Wiring Diagram

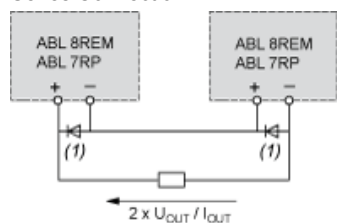


(1) Filter

Regulated Switch Mode Power Supplies

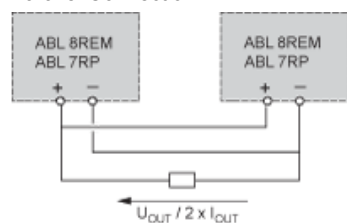
Series or Parallel Connection

Series Connection



(1) Two Schottky diodes  $I_{min}$  = power supply  $I_n$  and  $V_{min}$  = 50 V

Parallel Connection



Family	Series	Parallel
ABL 8REM/7RP	2 products max.	2 products max.

NOTE: Series or parallel connection is only recommended for products with identical references.

---

## Regulated Switch Mode Power Supplies

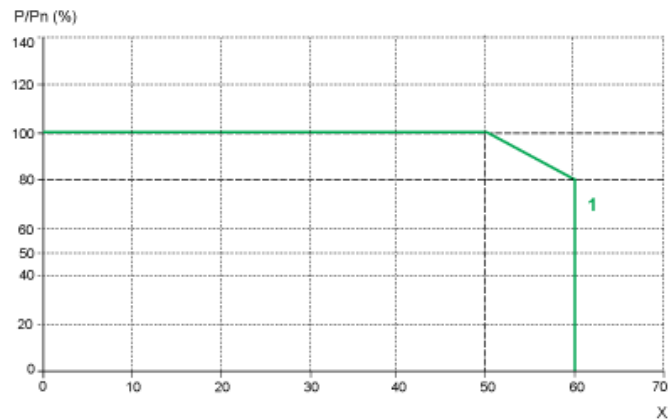
---

### Derating

The ambient temperature is a determining factor that limits the power an electronic power supply can deliver continuously. If the temperature around the electronic components is too high, their life will be significantly reduced.

The nominal ambient temperature for the Optimum range of Phaseo power supplies is 50 °C. Above this temperature, derating is necessary up to a maximum temperature of 60 °C.

The graph below shows the power as a percentage of the nominal power that the power supply can deliver continuously, depending on the ambient temperature.



X Maximum operating temperature (°C)

(1) ABL 8REM, ABL 7RP mounted vertically

Derating should be considered in extreme operating conditions:

- Intensive operation (output current permanently close to the nominal current, combined with a high ambient temperature)
- Output voltage set above 24 Vdc (to compensate for line voltage drops, for example)
- Parallel connection to increase the total power

---

Regulated Switch Mode Power Supply

---

Temporary Overloads

